

Exercise

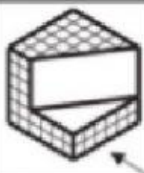

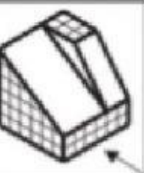

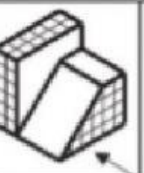

Fill in the following table the numbers of the corresponding views. Realize that the front view is indicated by the arrow.

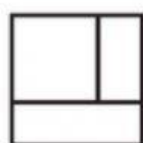
Remember:

Front - *Alzado*

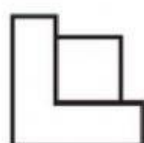
Overhead - *Planta*

Side - *Perfil*


						
FRONT						
OVERHEAD						
SIDE						




1



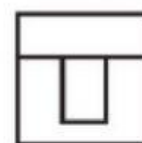
2



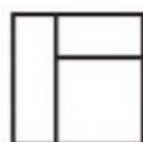
3



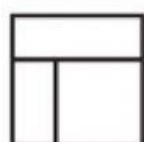
4




5




6




7




8



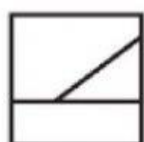
9



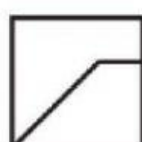
10



11



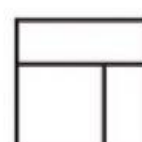
12



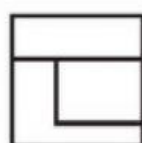
13



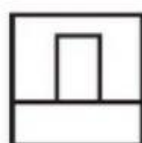
14



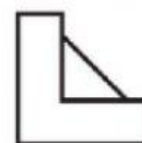
15



16



17



18