# SD AL FALAH DARUSSALAM 2 (ICP)
## Penilaian Akhir Semester (PAS) 1
## Tahun Pelajaran 2020 - 2021

Full Name: ..... Subject : .....

Class : ..... Attendance List: ..... Date : .....

**Please Retype This Sentence:** "I am honest Kid. I'll do the best for Allah"

.....

*Bismillaahirrohmaanirrohiim*

**Answer the questions based on the instruction given.**

Match up the following bones with the correct box in the diagram below to answer number 1 – 5.

| Knee Cap | Ribs | Skull | Backbone | Pelvis |
|---|---|---|---|---|
| | | | | |

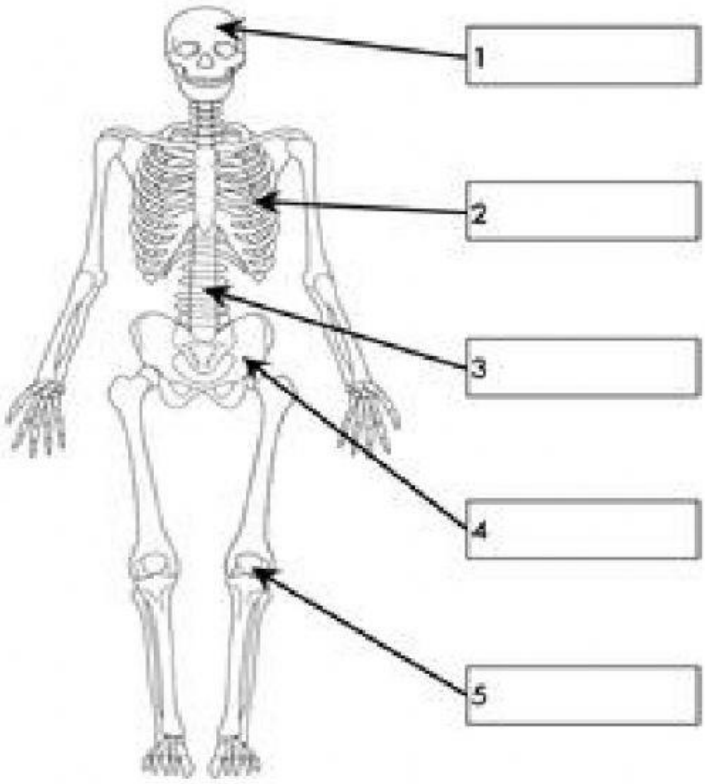

6. Animals are adapted to the environments in which they live.

   Match each animal to the correct adaption.

| animal | adaptation |
|---|---|
|  | has sharp teeth to kill other animals |
| | has long legs to reach leaves on tall trees |
| | has thick fur to keep warm |
| | has fins to move in water |
|  | has wings to fly in the air |

7. Complete the missing boxes in this identification key with **mammal, fish, bird, reptile or amphibian**.

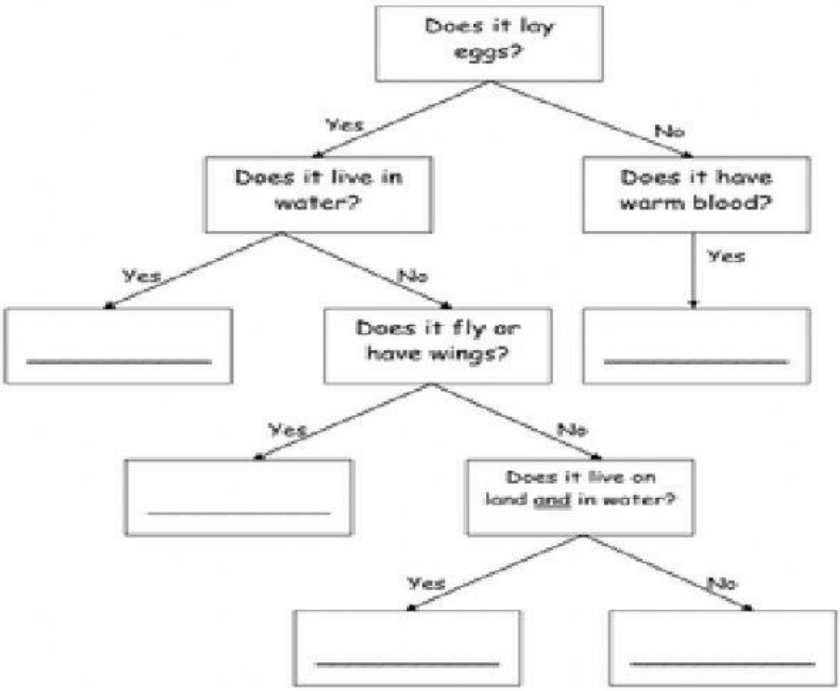

8. Zayna wants to identify six animals.




This digram can be used to identify these animals.

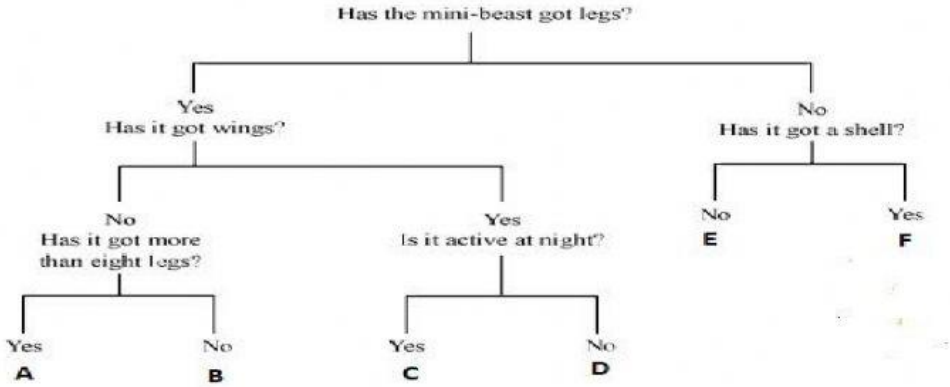


Use the key to identify the animals.

A. ……  D. ……

B. ……  E. …….

C. …….  F. …….

9. Nindy wants to identify four animals.




Use the key below to identify the four animals. Write the correct letter in each box on the key.

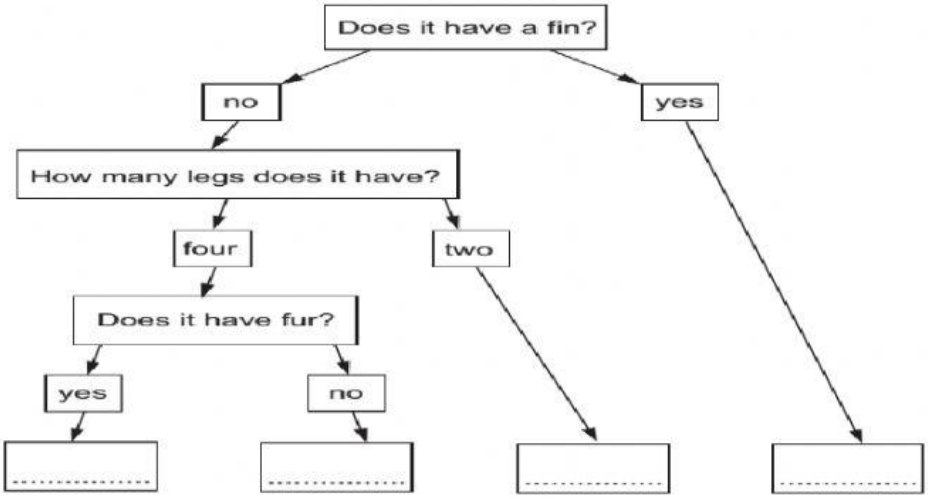

10. Class 4 look at periwinkles (small sea snails) on a tidal seashore. The water level rises and fall. They find different sorts of periwinkles in certain places on the seashore. This picture shows what they find.

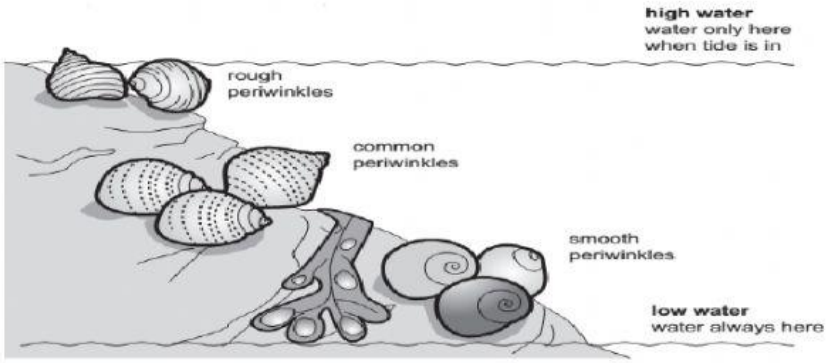


(a) Which periwinkle is most suited to being out of water? Choose one answer.

1. **rough periwinkle**

**2. common periwinkle**

**3. smooth periwinkle**

(b) Which periwinkle is least suited to being dry? Choose one answer.

1. **rough periwinkle**

**2. common periwinkle**

**3. smooth periwinkle**

11. Match each word to its meaning.

| | |
|---|---|
| Habitat | Surroundings |
| Environment | Making the environment dirty |
| Identification key | Using something again |
| Reuse | A way of sorting animals |
| Pollution | Where an animal lives |

12. Fill the gaps in these sentences. Use these words.

| Food | Adapted | Environment |
|---|---|---|

Animals are … to help them to live in their habitats. If an animal's … changes, it may change the way it behaves. Animals need a habitat where there is … .

13. Some learners were asked to count snails and note where they found them. Here are their result.

| Place we looked | Number of snails found in 1 min |
|---|---|
| On the branch of a tree | 0 |
| Under a stone | 4 |
| In a bush | 2 |
| Under a log | 10 |

a. Where were the most snails found? … .

b. Where were the fewest snails found? … .

14. Look at the skeletal system of a man below.

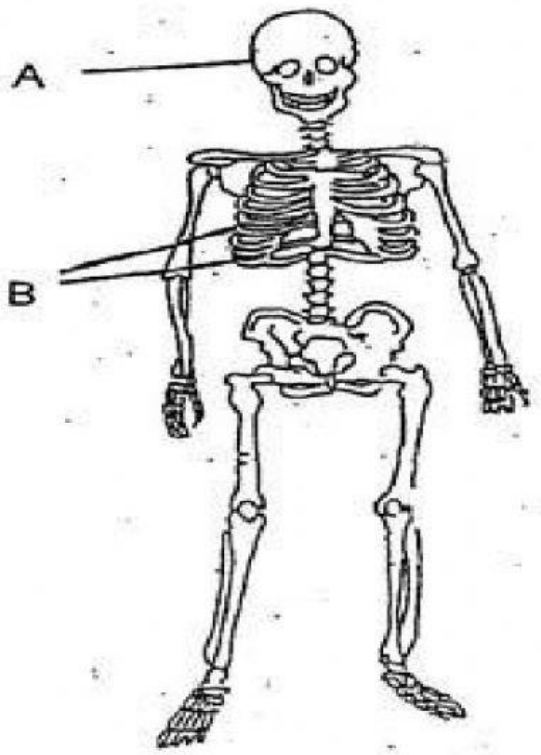


Parts A and B protect some of the organs in the body. Name one organ that each of these parts protects. **A** protects the … . The three organs protected by **part B** are kidney, hearth and … .

15. Fill in the blanks below with the most suitable answer from the box.

| skull | ribcage | arm bone | thigh bone |
|---|---|---|---|
| | | | |

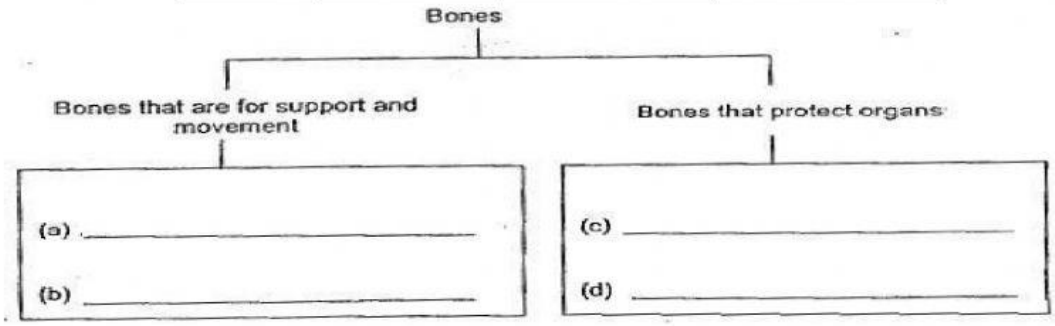


**For numbers 16 – 19 fill the four boxes with one of these labels.**

| Tricep contracts | Tricep relaxes | Bicep relaxes | Bicep contracts |
|---|---|---|---|
| | | | |

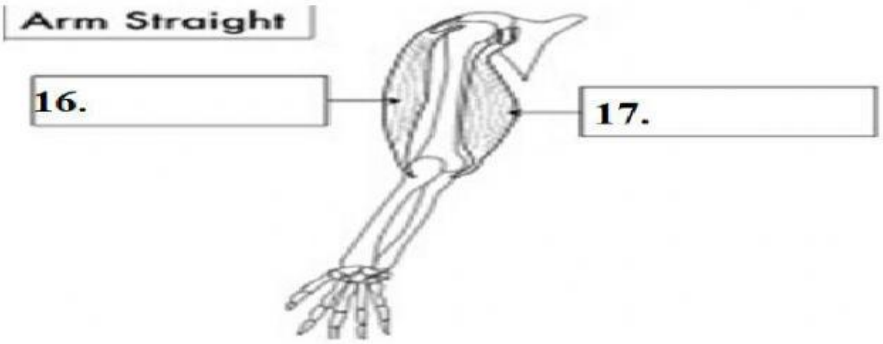


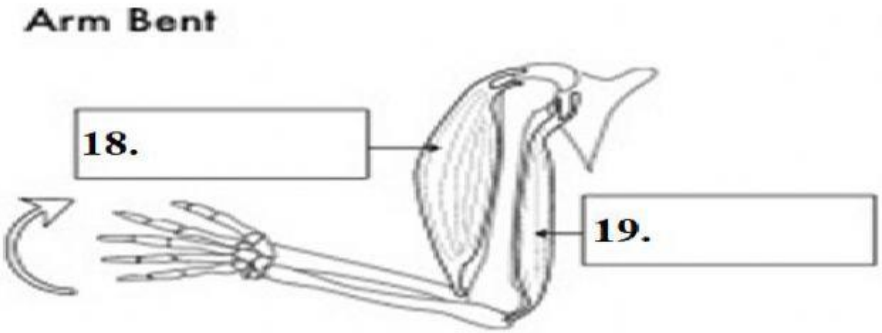


20. Classify each animal based on their skeleton, "**vertebrates** or **invertebrates**".

a. cow [……]

b. snail [……]

c. jelly fish [……]

d. cat [……]

e. butterfly [……]

f. goat [……]

21. Match each word to its meaning.

| | |
|---|---|
| **Drugs that make our bodies better** | **Drip** |
| **A piece of equipment that put medicines directly into our blood** | **Medicines** |
| **When a doctor says what medicine a sick person must have** | **Prescribe** |
| **Signs of an illness** | **Symptoms** |

22. Study the skeletal structure of these 4 organisms and match them according to the way they move. Fill in the blanks with a word from the box using each word only once.

| |
|---|
| **Swim Fly Walk Slither** |

All the bones of an animal make up the skeleton as shown.

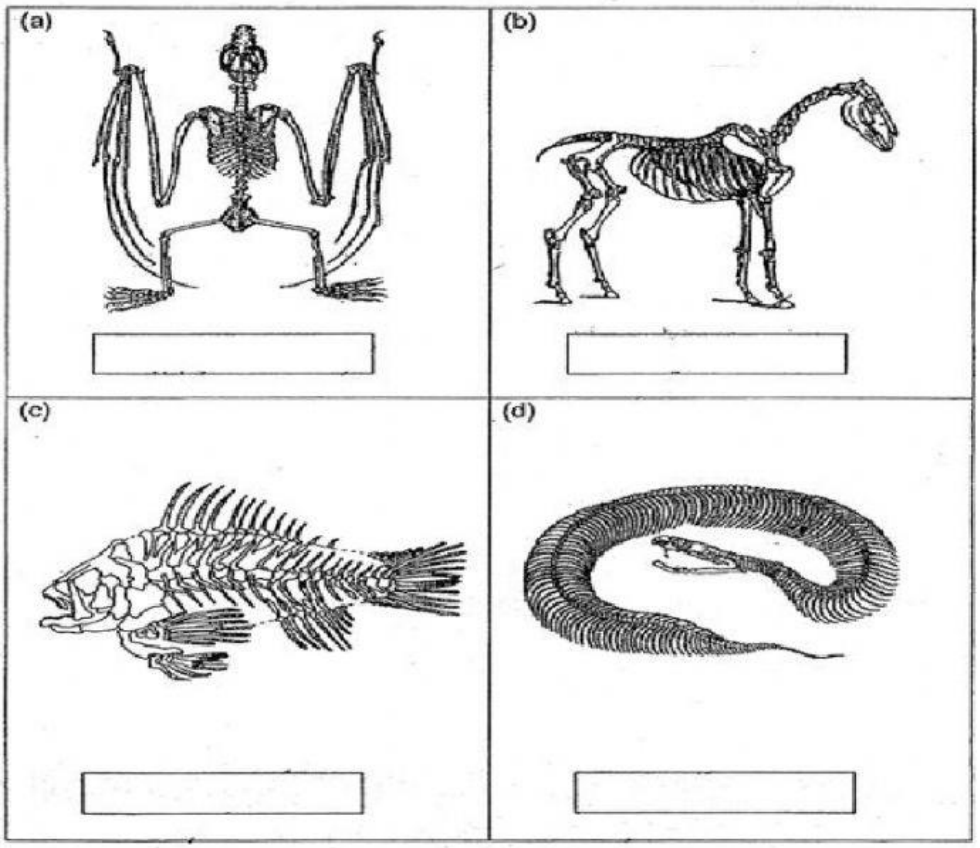

**Look at the picture to answer number 23 and 24.**

The pictures show the thigh bone of Nisa and her teacher.

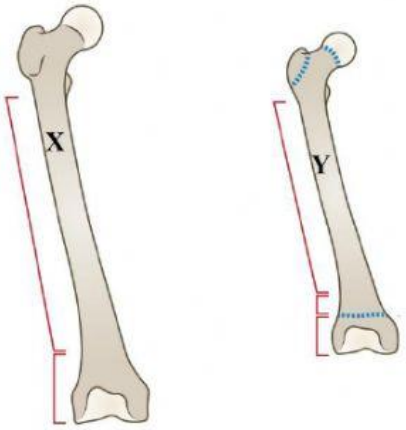


23. The thigh bone belongs to Nisa is … .

24. The thigh bone belongs to her teacher is … .

25. Look at the picture.

a. What does X in the picture show? … .

b. What can be used to take this picture? … .

26. Identify these statements with "**reduce, reuse and recycle**".

a. Buy the things that we need and less of the things that we want. [……]

b. Bring reusable bag when go shopping. [……]

c. Short rubbish by the type. [……]

27. Two ways camel adaptation are … .

a. White fur to blends in with snow and ice

b. The nostril can be closed to block sand blowing

c. Sharp claws to catch other animals

d. The humps to store fat

e. Streamlined body shape

28. The function of streamlined body shape in the fish is … .

    a. Reduce water resistance

    b. Help to walk or skip on land

    c. Feed and catch other animals

29. Two ways polar bear adaptation are … .

    a. White fur to blends in with snow and ice

    b. The nostril can be closed to block sand blowing

    c. Sharp claws to catch other animals

    d. The humps to store fat

    e. Streamlined body shape

30. It has webbed feet. These is the adaptation of … .

    a. Duck

    b. Eagle

Alhamdulillahirobbil aalamiin