















# UNIT 3

# CARTOON CHARACTERS

Look at the table and complete the sentences with "can" or "can't."

				
Peter				
Tina				
Ahmet				

- 1) Peter \_\_\_\_\_ cook.
- 2) Tina \_\_\_\_\_ ride a bike.
- 3) Ahmet \_\_\_\_\_ dive.
- 4) Peter and Tina \_\_\_\_\_ dive.
- 5) Peter and Ahmet \_\_\_\_\_ jump.
- 6) Tina \_\_\_\_\_ jump but she \_\_\_\_\_ ride a bike.
- 7) Ahmet \_\_\_\_\_ dive but he \_\_\_\_\_ cook.
- 8) Peter and Tina \_\_\_\_\_ ride a bike.
- 9) Tina \_\_\_\_\_ jump but Peter \_\_\_\_\_.
- 10) Tina \_\_\_\_\_ cook but Ahmet \_\_\_\_\_.