

READING AND WRITING



PART 1, 2 AND 3

READING AND WRITING

Part 1

Look and read. Put a tick(✓) or a cross(×) in the box.

There are two examples

Examples



This is a dog.




These are shoes.



Questions

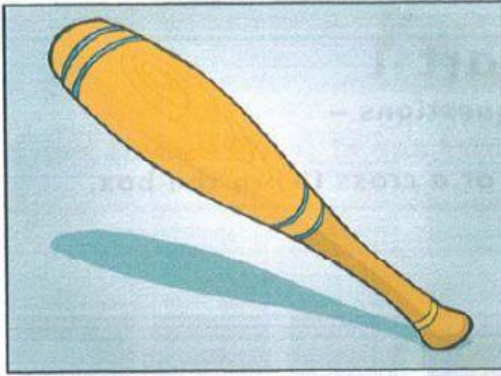
1



This is a tablet.




2



This is a tennis racket.

☐

3



These are bananas.

☐

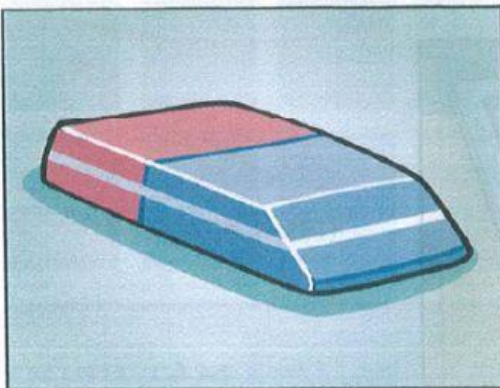
4



This is a beach.

☐

5




This is a rubber.

☐

READING AND WRITING

Part 2

Look and read. Write YES or NO



Examples

One boy is painting a picture of a tree.

yes

You can see six children in the garden.

no

Questions

1 One kite is in the tree.

2 There are two skateboards.

3 One of the girls is wearing a baseball cap.

4 You can see the sun.


5 Two boys are riding their bikes.

READING AND WRITING

Part 3

Look at the picture. Look at the letters. Write the word.

Example



p e a r




Questions

1






2






3





4





5

