

LISTENING



PART 3 AND 4

LISTENING


Part 3

Listen and tick (✓). There is one example.


What can the girl's brother do?



A ☒




B ☐



C ☐


1 What is the teacher giving to the children?



A ☐



B ☐




C ☐

2 Which is Bill's grandma?



A ☐




B ☐




C ☐


3 What would Jill like for lunch?



A ☐



B ☐




C ☐


4 Where is Nick's guitar?



A ☐



B ☐



C ☐


5 What is Eva doing?



A ☐



B ☐



C ☐

LISTENING

Part 4

Listen and colour. There is one example.

