


1. Memasangkan gambar pada angka



5




6



7

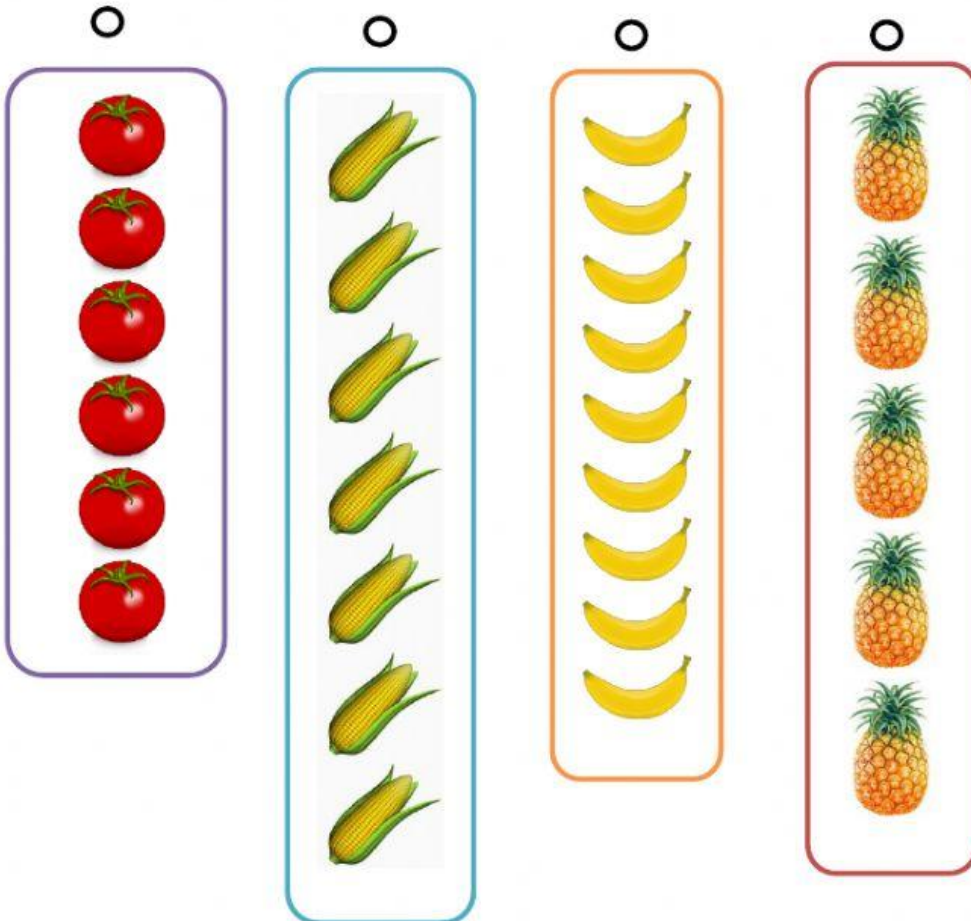
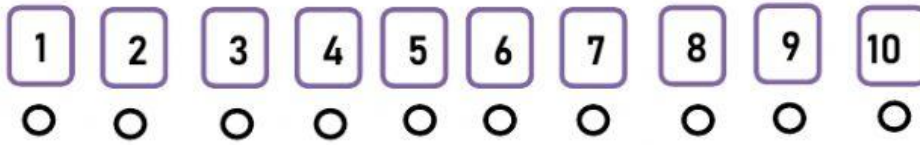


8



9

2. Menarik garis pada angka sesuai jumlah gambar....



3. Beri tanda (X) pada angka yang sesuai

7 blue rectangles arranged in two rows of three and one centered below. To the right is an equals sign followed by three circles containing the numbers 1, 7, and 5.

6 purple circles arranged in two rows of three. To the right is an equals sign followed by three circles containing the numbers 5, 3, and 6.

3 red triangles arranged in two rows: two in the top row and one centered below. To the right is an equals sign followed by three circles containing the numbers 7, 2, and 3.

5 green squares arranged in two rows: three in the top row and two in the bottom row. To the right is an equals sign followed by three circles containing the numbers 4, 5, and 2.