Sunetul şi litera e E

1. Bifează poziţia sunetului „e” în fiecare cuvânt (la început, în interior, la sfârşit).





2. Desparte cuvintele în silabe şi identifică poziţia sunetului „e”. Uneşte fiecare cuvânt cu schema grafică corespunzătoare.

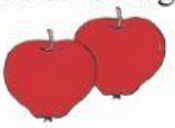

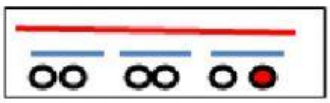
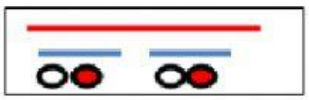
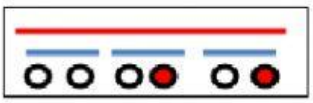

3. Bifează cuvântul corespunzător imaginii.

E – MA

E – NE

A – NA

E – NE

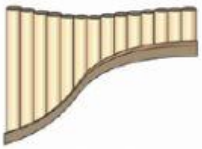

MAI

NAI

4. Colorează cuvintele care sunt nume de persoane.

MAME EMI NENE MIE MIA

EMA NUME MINE NAE

5. Ordonează literele pentru a forma cuvinte.

e n a →

n E e →

m E a →

6. Scrie cuvintele ilustrate.