
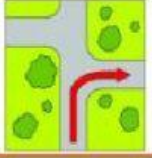



The treasure map

1. What's the word?

Write the word under the pictures.

bottle	treasure	treasure map	gold	jewels	turn right
go straight on	cross	turn left	go through	go along	pirate ship
					
	bottle				
					

2. Choose the answer!

Watch the story. Circle the correct answer.

- Sanjay saw a _____ floating in the sea. **ship / bottle / coconut**
- They looked round and saw a talking _____. **monkey / crocodile / parrot**
- 'Wow! A treasure _____! Let's follow it.' **chest / map / island**
- 'OK. We are here and the _____ is here.' **treasure / money / chocolate**
- 'Let's _____! I'll read,' said the parrot. **go / wait / stop**
- Inside there was an old _____. **book / note / test**
- Sorry, but I took my _____, I needed to buy a new pirate ship. **jewels / silver / gold**

3. What's the order?

Watch the story and put the directions in order.

1

Cross the bridge, turn left and keep walking.

Walk straight on until the beach.

Walk 80 metres north.

The treasure is behind the square rock.

Go straight on until the crocodile pond.

Walk straight ahead for 50 metres.

Turn right at the big coconut tree.

Go along the beach for 200 metres.

Go through the cave.

Turn right in front of the big, round rock.

4. Write and draw!

Imagine you are a pirate! Draw an island on the back of this page or another piece of paper. Draw lots of places on the island. Then draw an 'X' to show where your treasure is. Write directions to find your treasure!