

M1. Lesson 4.



Spelling names part 1. PRACTICE




Writing



Exercise 1. Complete your ID CARD.

ID CARD




First name:

Middle name:

Last names:


Exercise 2. Complete your Passport Information.

Passport



Given names:

Last names:
(Surnames)



Exercise 3. Fill in a registration form.

Registration form

Full name:

<input style="width: 90%; height: 30px; border: 1px solid #ccc; border-radius: 5px;" type="text"/>	<input style="width: 90%; height: 30px; border: 1px solid #ccc; border-radius: 5px;" type="text"/>
First name:	Last name:

Exercise 4. Answer the questions with your own information.

1. What is your first name?

2. What is your last name?

Writing



Exercise 5. Asking questions.
Ask questions to the client to check his identity.

Haz preguntas al cliente para chequear su identidad.



1)



My name is Cristian.

2)



My last name is Walhas.



designed by freepik



Listening

Exercise 6.

Listen to the questions and answer them with your own information.

Escucha las preguntas y respóndelas con tu información .

1) 

2) 