


# DEMOSTRAMOS LO APRENDIDO








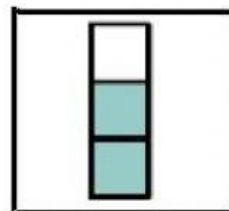
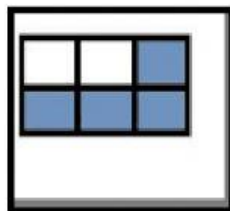
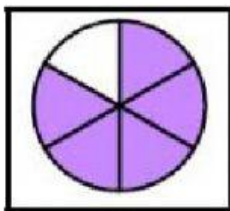
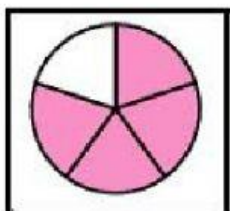
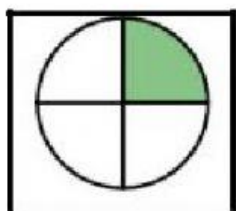
1.-IDENTIFICA Y ARRASTRA LAS PARTES DE UNA FRACCIÓN



DENOMINADOR

NUMERADOR

2.-ARRASTRA CADA DIBUJO CON LA FRACCIÓN QUE LE CORRESPONDE



$$\frac{4}{6}$$


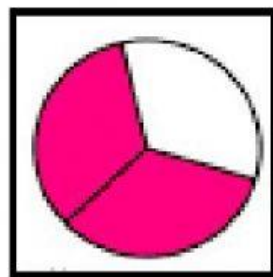

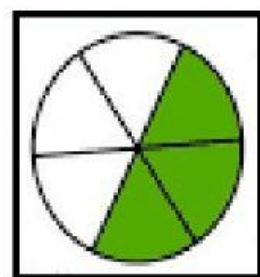

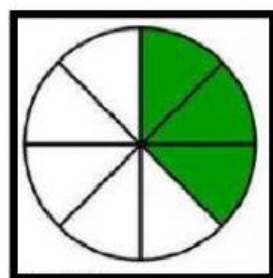

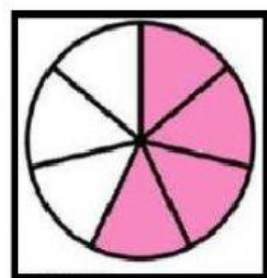

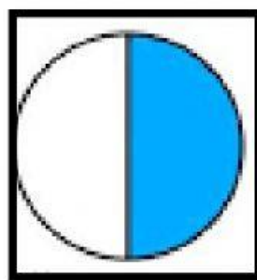

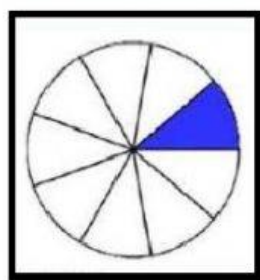
$$\frac{1}{4}$$

$$\frac{2}{3}$$

$$\frac{4}{5}$$

$$\frac{5}{6}$$

3.- OBSERVA LOS SIGUIENTES GRÁFICOS Y ESCRIBE LA FRACCIÓN QUE REPRESENTA



4.- OBSERVA LAS FRACCIONES Y UNE CON SU LECTURA

$$\frac{2}{4}$$

UN MEDIO

$$\frac{1}{2}$$

DOS CUARTOS

$$\frac{5}{8}$$

CINCO OCTAVOS

$$\frac{4}{6}$$

CUATRO SEXTOS