

Class – 1

EVS

WORKSHEET


Name :

class: I


Group no.:

Q1. Identify the following means of transport


MEANS OF TRANSPORT




P				E
---	--	--	--	---




T				N
---	--	--	--	---



H								R
---	--	--	--	--	--	--	--	---



R				T
---	--	--	--	---



B						E
---	--	--	--	--	--	---