


- 1) The information that we collect is called _____.
 - a) Numbers
 - b) Images
 - c) data
- 2) In pictograph, _____ are used to represent the numbers.
 - a) Bars
 - b) Pictures
 - c) Standing lines
- 3) In a bar graph, _____ are used to represent the information.
 - a) Tally marks
 - b) Images
 - c) Rectangular bars
- 4) Tally marks are _____ and slant lines to represent numbers.
 - a) Slant
 - b) standing
- 5) Write number for the given tally marks -



- a) 4
- b) 5

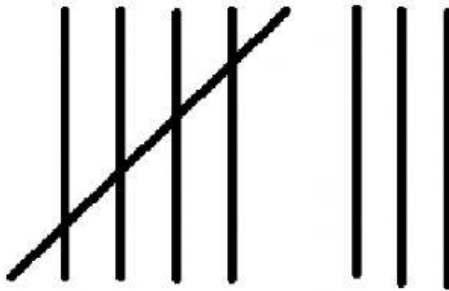
- c) 7
- d) 10

6) Write number for the given tally marks-



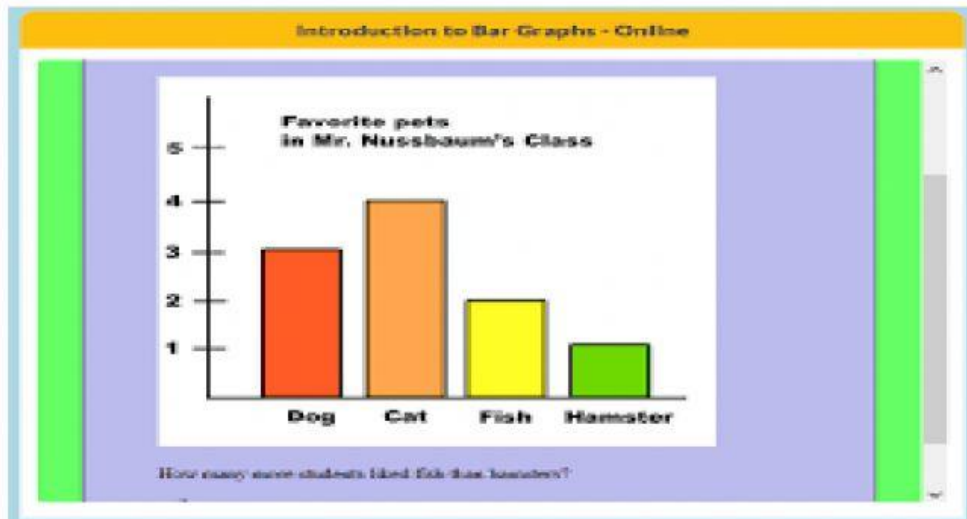
- a) 4
- b) 8
- c) 5

7) Write number for the given tally marks-




























- a) 5
- b) 6
- c) 8

8) Identify the smart chart-



- a) Tally chart
- b) Bar graph
- c) Pictograph

Tomato	   
Capsicum	  
Carrot	     
Mushroom	    
Potato	      

9) Identify the given smart chart-

- a) Tally chart
- b) Bar graph
- c) Pictograph

10)

Identify the given smart chart-

Favourite part of Christmas	Number of people
Decorating the tree	JHT IIII
Opening presents	JHT JHT I
Playing in snow	III
Carols and music	III
Time with friends and family	JHT I
Christmas food	II

- a) Tally chart
- b) Bar graph
- c) Pictograph