


ANDREA'S PARTY




Hello friends I am writing this email letter  to celebrate Andrea's party. 

I have an incredible idea.  Let's have a video conference party to celebrate

Andrea's birthday. Ok friends. **See you tonight**




at 7:00 pm with Andrea **in Meet**  Meet .

DURING THE REUNION IN ANDREA'S PARTY.



Hey friends. **It's great to see you again!!!!!!!** I am super happy 😊

Thank you for coming  to my video conference party. I want to see soon at school.

COMPLETE THE LINES

WHAT'S THE CELEBRATION? _____

WHEN? _____



WHAT TIME? _____ (HOUR OF REUNION)

WHERE? _____  Meet

WHEN YOU SEE YOUR FRIENDS, YOU SAY: _____ !!!!!!

WHEN THE VIDEO CONFERENCE ENDS YOU SAY: _____ 

PUEDES VER NUEVAMENTE EL PROGRAMA PARA QUE SEPAS CON DETALLE COMO ES LA TAREA:
https://www.youtube.com/watch?v=a_PzM6L1D0

DRAW

CREA TUS PROPIOS DIALGOS USANDO LAS EXPRESIONES QUE APRENDISTE EN EL PROGRAMA DE APRENDE EN CASA Y LAS QUE TU YA SABES PARA SALUDAR O DESPEDITRTE DE TUS AMIGOS O PARA AGRADECR IMAGINA UNA VIDEO CONFERENCIA O UNA FIESTA DE VERDAD:

*See you tonight Thank you for coming It's great to see you again! Hi
Hello, How are you? See you! Thank you.*

CONVERSACION POR TELEFONO ORGANIZAR UNA LLAMADA CON LA FRASE *See you tonight!*





DIBUJA LA VIDEO LLAMADA. USA LA FRASE Y
PUEDES AGREGAR MAS PARA HACER EL
DIALOGO

It's great to see you again!

517234539

YA SE TERMINO LA LLAMADA Y LE PODEMOS DECIR LA SIGUIENTE FRASE EN OTRO DIALOGO IMAGINA QUE MAS LE PUEDO DECIR PERO USA LA PHRASE.

Thank you for coming o Thank you for calling my friend. Bye. See you soon

A sheet of white lined paper with a spiral binding on the left side. The paper is oriented vertically and has approximately 20 horizontal blue lines. It is placed on a grey and white checkerboard background.