


Unit 1A-Exercise 3&4

3 PRONUNCIATION the alphabet


- a  **1.6** With a partner, say the groups of letters. Then listen and check.








ABCD EFGH IJKL MNOP QRST UVW XYZ



The alphabet


The letters of the alphabet are pronounced with different vowel sounds, e.g. **S** = /es/, like egg, but **C** = /si:/, like tree.

- b  **1.7** Look at the sound pictures. What are the words and vowel sounds? Listen and write the words.


 1 <u>train</u>	 2 _____	 3 _____	 4 _____	 5 _____	 6 _____	 7 _____
A H J —	B C D —	F L — N	S — Z	I —	— U W	—

- c Add these letters to the correct column.

E G J K M O R Q X Y

- d  **1.8** Listen and check. Practise saying the letters in each column.

4 LISTENING & SPEAKING

- a  **1.9** Listen to extracts from six conversations. Write the letters and numbers you hear.

1 first name: Wayne


4 email: _____


2 postcode: _____


5 surname: _____


3 phone number: _____


6 address: _____


- b  **1.10** Now listen to the conversations. Match 1–6 to situations a–f.


 a buying something

 d giving a student directions

 1 b checking into a hotel

 e giving a class some information

 c trying to get help

 f arriving at a restaurant