



WORKSHEET MEETING 24
FACE, EDGE, AND VERTICE

NAME : _____ **CLASS :** _____

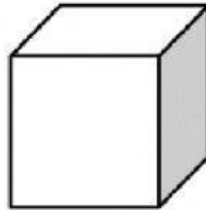
Fill in the name, and number of faces, edges and vertices for each shape.

CUBE

Faces:

Edges:

Vertices:

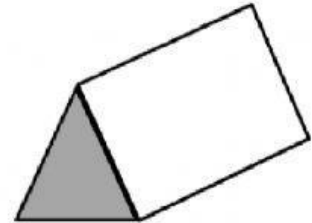


PRISM

Faces:

Edges:

Vertices:

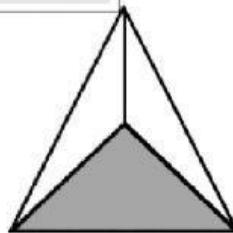


TRIANGULAR PYRAMID

Faces:

Edges:

Vertices:




CUBOID

Faces:

Edges:

Vertices:

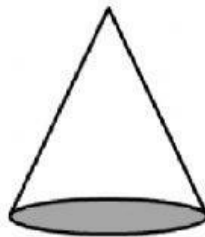


CONE

Faces:

Edges:

Vertices:

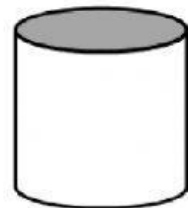


CYLINDER

Faces:

Edges:

Vertices:



SPHERE

Faces:

Edges:

Vertices:

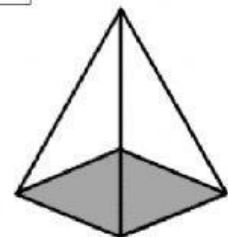


SQUARE PYRAMID

Faces:

Edges:

Vertices:



cylinder square pyramid
cube sphere

triangular pyramid cuboid
triangular prism cone

