TECHNICAL ENGLISH

Troubleshooting : Operation.

➢ 1.Look at the vehicle.
➢ 2.Complete the chart with the numbers.
➢ 3.Listen and check.

What do the main parts do?
Complete the chart.

Part	Function
	drive the fan
	pull the air in + force the air down
	control the speed and acceleration
	steer the airboard
	support the rider



➢ 4. Listen again and complete.

Listen again and complete the dialogue.

- *Look at the airboard. You can see the five main parts: the body, the engine, the fan, the handlebar and the two levers. The body* (1) *supports the rider and the engine* (2) _____ *the fan. The handlebar* (3) _____ *the airboard left and right.*
- ○ Ah yes, I see. So what (4) _____ the fan (5) _____?
- *It* (6) _____ *the air in and* (7) _____ *it downwards.*
- ○ Right. And what (8) _____ the two levers (9) _____?
- *They* (10) _____ *the speed and acceleration of the airboard.*

Language

What	does	the engine		do?	It	drive	-s	the fan.
	do	the lever	-s		They	control		the speed.

5 Make short dialogues about the parts of the airboard.

1 fan / cool the engine? no ➔ push air downwards
2 engine / drive the wheels? no ➔ drive the fan
3 levers / stop the airboard? no ➔ increase the speed
4 handlebars / control the brakes? no ➔ steer the airboard

A: Does the fan cool the engine?
B: No, it doesn't.
A: So, what does it do?
B: It pushes air downwards.

➢ *Completar los diálogos con la info en el punto 5. Usar el cuadro y el diálogo modelo como guía.*

Dialogue 1

A: _____the engine _____ the wheels?
B: No, _____ _____.
A: So,____ does it ____?
B: It _____ the _____.

Dialogue 2

A: Do the _____ stop the _____?
B: ___, _____ don't.
A: So,what do _____ ___?
B: They _____ the _____.

Dialogue 3

A: _____the _____ _____ the brake?
B: No, they_____.
A: So,_____ ___ _____ __?
B: _____ _____ the _____.

➢ 6. Read the article from a technical magazine and choose the best answer for each question.

➢ *Leer el artículo y elegir la mejor respuesta a cada pregunta.*

THE AIRBOARD how it works

You stand on the airboard and ride it like a skateboard. The board moves on a cushion of air, like a small hovercraft. It has a fibreglass body, an engine, a large fan, a flexible rubber skirt, a friction wheel, a handlebar and two levers.

The engine and the fan are mounted on the body. The skirt and the friction wheel are suspended from the body. The handlebar is mounted on the body, at the front. The levers are attached to the handlebar.

The engine drives the fan. The function of the fan is to suck air in and to force it downwards. This pushes the vehicle upwards and propels it forwards. On the body there is a fibreglass platform. This supports the rider. The skirt contains the air and the cushion of air supports the airboard. The rider uses the handlebar to steer the board. One lever controls the speed of the engine and the fan. The other lever controls the friction wheel. The friction wheel touches the ground for one or two seconds and accelerates the airboard into the air. If you want to stop, simply release the levers.

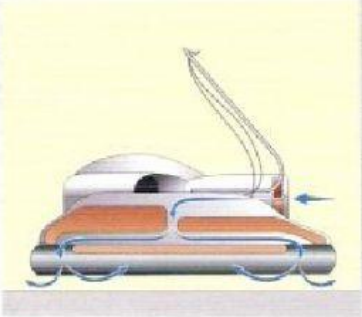

1 What is the friction wheel for?
2 Is the skirt above or below the body? What is it made of? Can you bend it?
3 Which part of the airboard does the rider stand on?
4 What happens if you take your hands off the levers?
5 Does *propel* (line 15) mean *pull, push, hold* or *control*?
6 Find words which mean the opposite of (1) *backwards* (2) *upwards*.

➢ 7. Rewrite the sentences to give the same meaning.

➢ *Volver a escribir las oraciones conservando el significado original.Usar el ejemplo como modelo.*

1 The purpose of the handlebar is to steer the airboard.
2 The job of those levers is to control the speed of the airboard.
3 The function of the friction wheel is to accelerate the airboard.
4 The purpose of the fan and the engine is to propel the airboard forwards.
5 The function of the skirt is to hold the air and to support the airboard.
6 The job of the body and the platform is to support the rider.

➢ 8. Match the pictures with the sentences.

➢ *Arrastrar cada oración con el dibujo que corresponde.*

1 X is attached to Y.
2 X is suspended from Y.
3 X is mounted on Y.
4 X is connected to Y.

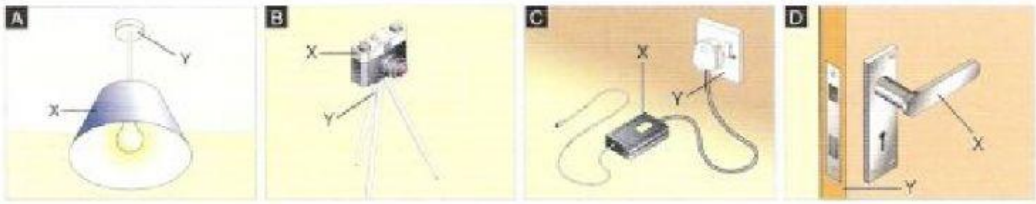

➢ 9. Complete the sentences. Use each phrase once

➢ *Completar las oraciones. Usar una vez cada frase.*

attached to connected to mounted on suspended from

1 The huge cables of the Millau Bridge are _____ steel pylons.
2 The pylons and the road deck are _____ concrete piers.
3 Close the circuit switch. Now the lamp is _____ the current.
4 The shelf is _____ the wall with screws.