









## Percent to decimal worksheet



Percent %	Drop % sign	Divide the number by 100		Write the number as a decimal (watch where the decimal is)	Put a zero in front of the decimal↔ (if there is not a number there)
5%	5	5/100		.05	<b>0.05</b>
12%	12	12/100		.12	<b>0.12</b>
88%					
30%					
45%					
6%					
25%					

Name:

LS Math

Date:

Percent to decimal worksheet

Percent %	Drop % sign	Divide  the number by 100		Write the number as a decimal (watch where the decimal is)	Put a zero in front of the decimal (if there is not a number there)
35 %					
55 %					
60 %					
8 %					
4 %					
9 %					
37 %					
80%					
7 %					
15%					