Clase 29-09
FORM III
Miss Yesi
Instituto Sol

Name:.....

SOUNDS NG AND NK

ACTIVITY 1: Listen and repeat

ACTIVITY 2: Listen and sing.

Sing a song while you
swing, swing, swing.

Look at the king with his
ring, ring, ring.

Wash your hands at the
sink, sink, sink.

Now you're thirsty, have a
drink, drink, drink.

ACTIVITY 3: Watch the video and complete the table.

Sound ng	Sound nk
Para pronunciarlo tenemos primero pronunciar una letra _____ como normalmente lo hacemos. Después tenemos que hacer que la parte de _____ de nuestra lengua toque la parte de atrás del _____. El aire sale por la _____.	Para pronunciarlo tenemos primero pronunciar una letra _____ como normalmente lo hacemos. Después tenemos que hacer que la parte de _____ de la lengua toque la parte de atrás del _____. Tienen que retener un poquito el aire y después soltarlo por la _____.
Este sonido es el mismo que encontramos en la palabra: _____.	Este sonido _____ en español.

ACTIVITY 4: Listen to the song in activity 2 again and find words with ng and nk. Write them in the correct circle.



ACTIVITY 5: Look at the pictures and complete with ng or nk to form words.

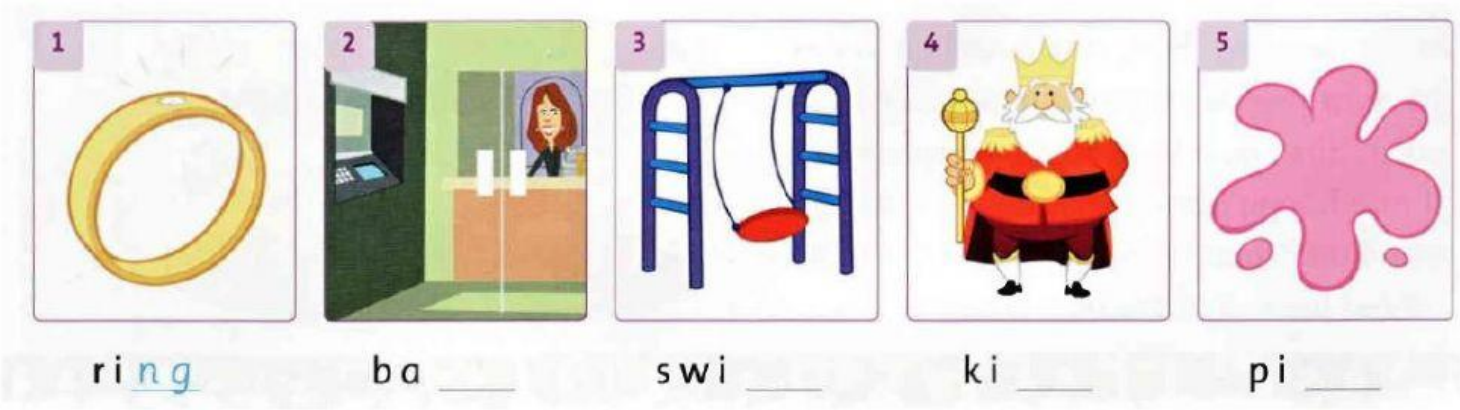

ACTIVITY 6: Click on the word with a different sound.

1 bank sink swing

2 ring bank pink

3 swing king sink

4 king pink swing

5 sink ring king

ACTIVITY 7: Match with the correct sound.

si

ki

ri

ba

ng

nk

ACTIVITY 8: Read the text and complete it with the correct word.

swing	sink	ring	drink	~~sing~~	king



1 Sing a song while you

2 _____, swing, swing.

Look at the 3 _____ with his

4 _____, ring, ring.

Wash your hands at the

5 _____, sink, sink.

Now you're thirsty, have a

6 _____, drink, drink.