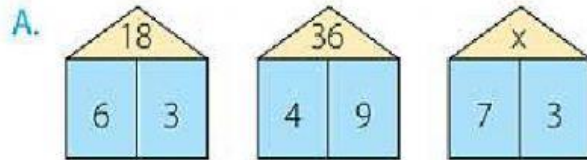
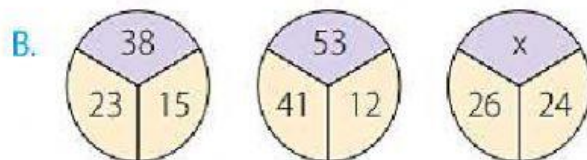


PRÁCTICA CALIFICADA: DISTRIBUCIONES GRÁFICAS

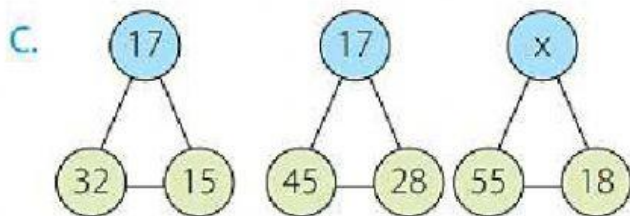
1. Relaciona los numerales con las operaciones adecuadas y **determina** el valor de "x" en cada distribución gráfica.



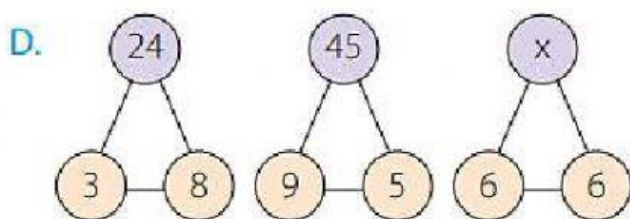
a. 15 b. 18 c. 21 d. 16



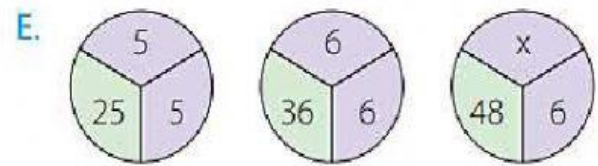
a. 45 b. 50 c. 34 d. 26



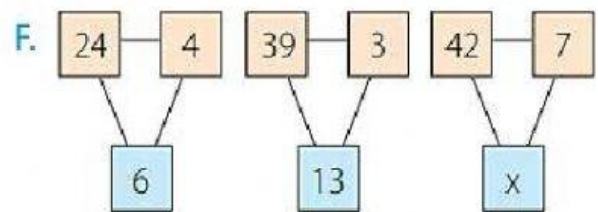
a. 37 b. 50 c. 34 d. 26



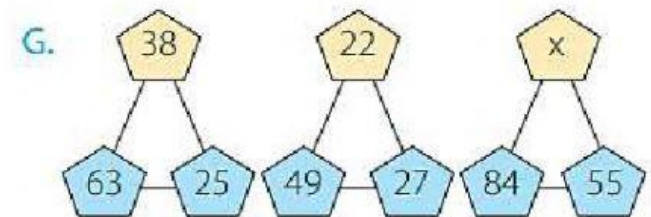
a. 37 b. 50 c. 34 d. 36



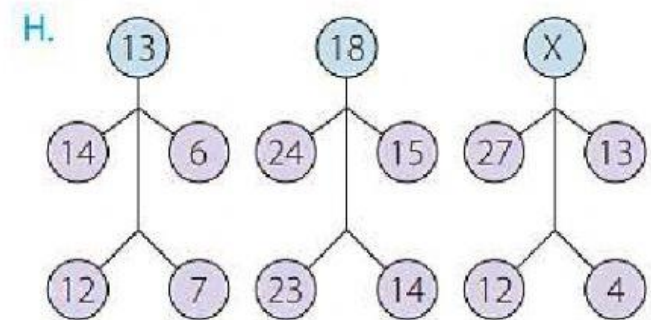
a. 5 b. 8 c. 9 d. 6



a. 5 b. 8 c. 9 d. 6



a. 29 b. 8 c. 9 d. 6



a. 21 b. 18 c. 22 d. 26