


















Name: _____

Chinese Character Structures

Period: _____ Score: _____

Chinese words may look complicated, but in fact, their structures are logical and easy to analyze. Chinese characters are called “square” characters, meaning no matter how simple or complex, each character fits inside a square. Characters should be written with a sense of symmetry and proportion. Below are the possible character structures.

Your task: Use the “Examples” column for your reference, determine the structures of the **Green characters**, then drag them over to “Examples” to match with the right structure.

Structure	Examples	Drag it to put it under “Example”
1. One-Picture Character	 <div>刀 dāo n. knife</div> <div>女 nǚ n. female</div>	
2. Two-Picture Character	 <div>叫 jiào v. to shout</div>  <div>早 zǎo adj. early</div>	1. 水;
3. Three-Picture Character	 <div>例 lì n. example</div>  <div>意 yì n. meaning; idea</div>  <div>部 bù n. part</div>  <div>然 rán adv. really</div>  <div>增 zēng v. to add</div>	2. 回;
4. Four-Picture Character	 <div>能 néng v. to be able to</div>  <div>慢 màn adj. slow</div>  <div>湖 hú n. lake</div>	3. 林;
5. whole-word frames	 <div>国 guó n. country</div>  <div>区 qū n. area</div>  <div>网 wǎng n. net</div>  <div>画 huà n. painting</div>  <div>病 bìng n. disease</div>  <div>追 zhuī v. to pursue</div>	4. 临;

1. 水;

2. 回;

3. 林;

4. 临;

5. 零;

6. 淋;

7. 凶;

8. 凤;

9. 延;

10. 曼;

11. 炎;

12. 剖;

13. 床;

14. 局;

15. 热;

16. 医;

17. 疑;