Bohr Model of Elements

Electron Pattern

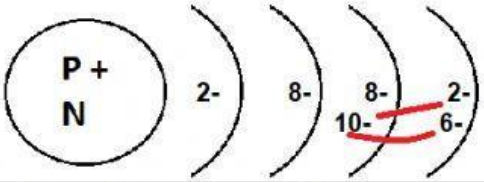

1. **Copy the symbol, the atomic number, and the atomic mass of the element from the periodic table and fill in the box for each element. Use this information to fill in the number of protons, neutrons, electrons, and build the Bohr model of each atom.**

A. Hydrogen

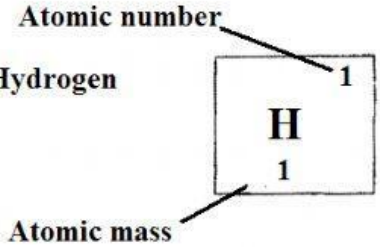

Protons _____ **Neutrons** _____ **Electrons** _____

Bohr Model

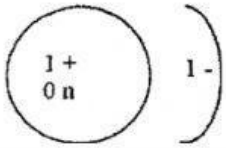

Dot Diagram



Family ____ *Period* ___

Check the dot diagram

B. Lithium

Protons _____ **Neutrons** _____ **Electrons** _____

Bohr Model



Dot Diagram

Family ____ *Period* ___

View a periodic Table

Check the dot diagram

C. Sodium



Protons _____ **Neutrons** _____ **Electrons** _____

Bohr Model

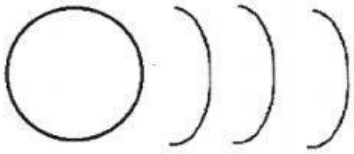

Dot Diagram

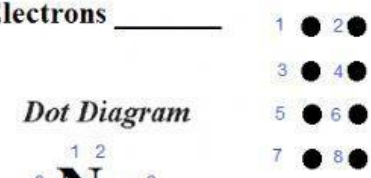

Family ____ *Period* ___

Check the dot diagram

D. Potassium



Protons _____ **Neutrons** _____ **Electrons** _____

Bohr Model

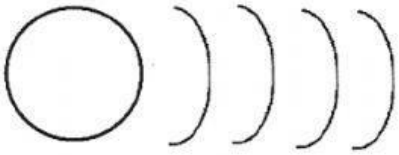

Dot Diagram

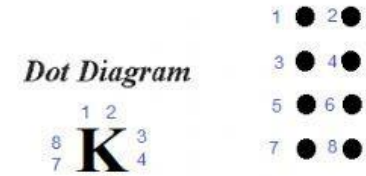

Family ____ *Period* ___

Check the dot diagram

1. Look carefully at the Bohr models of A, B, C and D. What do they all have in common?

_____

LIVEWORKSHEETS