Learning Circuits Worksheet

Name	
Class	
Teacher	
Date	

Exercise 1 – Device power

Mark the box next to how each device is powered. *Covered in Electricity Basics.*

Desktop computer	**Remote control toy**	**Microwave**	**Mobile phone**
☐ Mains	☐ Mains	☐ Mains	☐ Mains
☐ Battery	☐ Battery	☐ Battery	☐ Battery

Washing machine	**Television**	**Remote control**	**Torch / flashlight**
☐ Mains	☐ Mains	☐ Mains	☐ Mains
☐ Battery	☐ Battery	☐ Battery	☐ Battery

Exercise 2 - Components and symbols

Write the name of each component next to each one. Covered in Circuit Basics.

Name	**Component**	**Name**	**Component**
			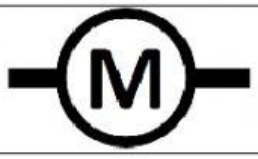
			

Exercise 3 - Will the circuit work?

Mark the box next to how each device is powered. *Covered in Simple Circuits.*

Circuit 1



	Will not work
	Will work

Circuit 2

	Will not work
	Will work

Circuit 3



	Will not work
	Will work

Circuit 4

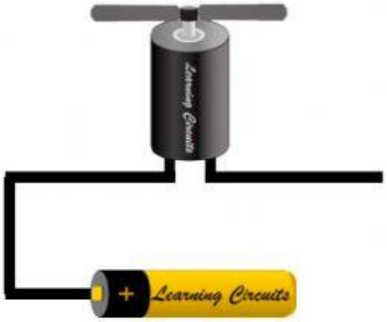

	Will not work
	Will work

Exercise 4 – Label the insulators and conductors

Mark the box next to the correct label. *Covered in Insulators and Conductors.*

	Insulator
	Conductor

	Insulator
	Conductor

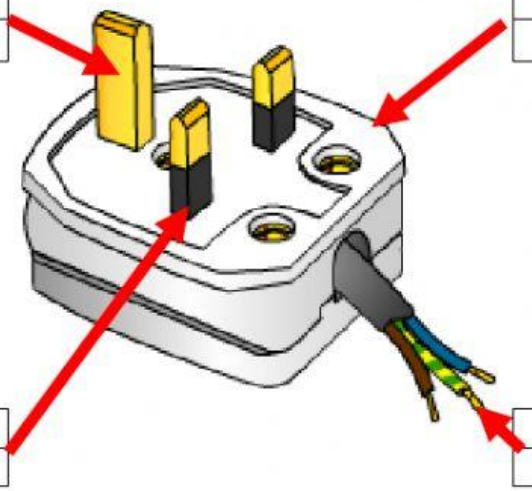

	Insulator
	Conductor

	Insulator
	Conductor

Once complete – check your own work in the tutorials, hand to your teacher or parent for marking. Well done for getting to the end – you are a super star.