

Self-study 4: Developing communication Skills

Lesson objectives:

- I can recognise some communication skills.
- I can read and understand a short text about giving directions.
- I can listen and understand how to buy a ticket.
- I can listen and answer questions about buying a ticket.
- I can listen and repeat the time on a digital clock.
- I can write correctly some directions.
- I can write a dialogue about how to buy a ticket.

Reading Activity:

Read the dialogue between Jamila and the information officer talking about the direction to different stores in the shopping mall. Then answer the questions below:

1. **Jamila:** Excuse me, Can you tell me how to get to Benetton?
Information officer: Yes of course. Walk straight ahead, turn left at the first passage and Benetton is the third shop on the right.
Jamila: Thank you.

2. **Jamila:** Excuse me, Can you tell me how to get to Zara?
Information officer: Yes of course. Walk straight ahead, go through the central dome. Walk 100 metres. Zara is next to Safeways.
Jamila: Thank you.

3. **Jamila:** Excuse me, Can you tell me how to get to Mango?
Information officer: Yes of course. Walk straight ahead, go up the escalator. Turn right and walk about 50 meters. Mango is the fifth shop on the left.
Jamila: Thank you.

4. **Jamila:** Excuse me, Can you tell me how to get to Gap?
Information officer: Yes of course. Take the elevator to the fifth floor. Walk straight ahead, walk past the central dome. Take the third passage on the right. Gap is the fourth shop on the left.
Jamila: Thank you.

5. **Jamila:** Excuse me, Can you tell me how to get to Desigual?
Information officer: Yes of course. Walk straight ahead. Walk past Macdonald's. Take the fifth passage on the left. Desigual is opposite Marks & Spencers on the right.
Jamila: Thank you.

Q: Read Choose the correct answer:

Follow the directions. Where do I want to go?

1. Walk straight ahead, go through the central dome and walk 100 metres.
 a. Zara b. Gap c. Benetton

2. This shop is on the fifth floor.
 a. Mango b. Desigual c. Gap

3. Go up the escalator, turn right and walk about 50 meters.

- a. Benetton b. Mango c. Safeways



4. This shop is opposite Marks & Spencers.

- a. Desigual b. Gap c. Zara

5. Walk straight ahead, turn left at the first passage.

- a. Gap b. Benetton c. Mango






Look at the floor plan key. What do the following symbols mean?

Key	
	go straight
	turn left
	turn right
	central dome
	escalator
	elevator
	passage

Example:



Answer: elevator

1. 
2. 
3. 
4. 
5. 

Q: Drag the symbol then drop it next to their meaning, then write the Arabic translation for it:



	Symbol	Meaning in Arabic
go straight		
turn left		
turn right		
central dome		
escalator		
elevator		
Passage		

Grammar point:

In English, when we make a request for something, we use 'would like to'.
When we write the request, we use,
"I would like to buy a ticket."

When we speak the request, we can say,
"I'd like to buy a ticket."

I would like to = I'd like to
He would like to = He'd like to
She would like to = She'd like to
You would like to = You'd like to
They would like to = They'd like to

Choose the correct ordinal number abbreviation:

<https://youtu.be/p3FKQh8JEFw>

1. Fifth

- a. 1st b. 5th c. 4th

2. Third

- a. 2nd b. 1st c. 3rd

3. Second

- a. 4th b. 2nd c. 5th

4. Fourth

- a. 4th b. 5th c. 1st

5. First

- a. 5th b. 4th c. 1st

Language focus:

<https://youtu.be/iBr3vXHZxRI>

In English, when we ask for directions we say,

"Please can you tell me how to get to ...?"

When we give directions, we use the imperative, we say,

"Walk straight ahead, go up the escalator, turn right and walk about 50 meters. Gap is on the left."

To form the imperative, we should use the base form of the verb.

Imperative = verb + direction

walk straight ahead

go up/go down

turn right/turn left

walk about (+ distance)

on the right/on the left

Using A & An:

We use 'an' in front of nouns that begin with with a vowel (a,e,i,o,u).

For example,

an apple an e-mail

However, with the consonants we use a

Example: A pen A car

Complete the sentence by using a/an.

1. ___ arrow
2. ___ car
3. ___ apple
4. ___ bike
5. ___ airport

Preposition of time:

When we write or speak about time, we use the preposition 'at',

For example,

The train arrives at 4.15

We use **In** with:

Seasons

Months

Years

Morning, afternoon, and evening

We use **On** with:

Day & Date

At is used with the time on the clock

Night

Listening task

Choose the correct time:

1. The train arrives at

- a. at 4.40 b. at 6.30 c. at 2.20

2. The meeting is at

- a. at 4.30 b. at 2.45 c. at 4.25

3. We eat lunch at

- a. at 11.15 b. at 12.15 c. at 1.15

4. I'd like to leave at

- a. at 3.30 b. at 2.20 c. at 3.40

Q: Choose the word that stands for the symbols to complete the directions.

1. Drive _____ (↑)

a. straight ahead	b. left	c. escalator	d. right
-------------------	---------	--------------	----------

2. Take the second _____ (←)

a. straight ahead	b. left	c. escalator	d. right
-------------------	---------	--------------	----------

3. Turn _____ (→)

a. straight ahead	b. left	c. escalator	d. right
-------------------	---------	--------------	----------

4. Take the _____. ()

a. straight ahead	b. left	c. escalator	d. right
-------------------	---------	--------------	----------

Self-assessment

I can recognize some communication skills.

I can read and understand a short text about giving directions.

I can listen and understand how to buy a ticket.

I can listen and answer questions about buying a ticket.

I can listen and repeat the time on a digital clock.

I can write correctly some directions.

I can write a dialogue about how to buy a ticket.