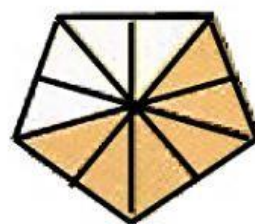

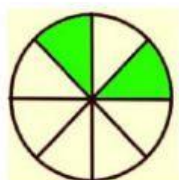
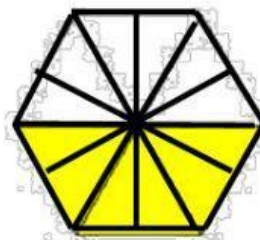

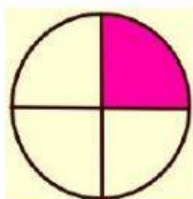


REFUERZO LO APRENDIDO

1.- Observa las imágenes y arrástralas con la fracción que le corresponda.



a.- $\frac{3}{6}$



b.- $\frac{6}{12}$



c.- $\frac{2}{8}$



d.- $\frac{3}{5}$



e.- $\frac{1}{4}$



f.- $\frac{6}{10}$



2.- Ahora escribe como se leen las fracciones del ejercicio 01.

a.-

b.-

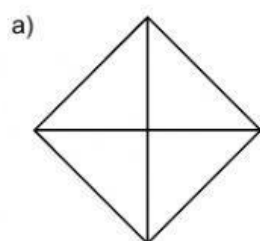
c.-

d.-

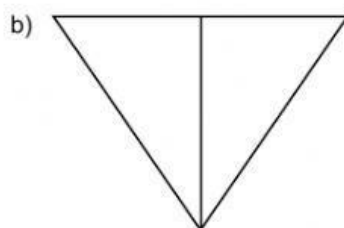
e.-

f.-

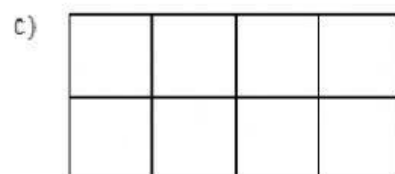
3.- Escribe un aspa (x) en las partes que indican las fracciones:



$$\frac{2}{4}$$

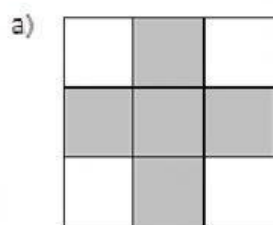


$$\frac{1}{2}$$

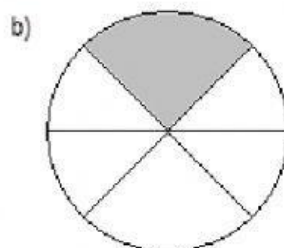


$$\frac{3}{8}$$

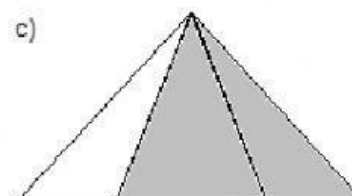
4.- Escribe la fracción correspondiente a la parte sombreada:



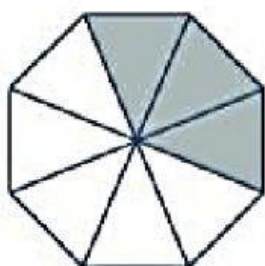
$$\frac{\square}{\square}$$



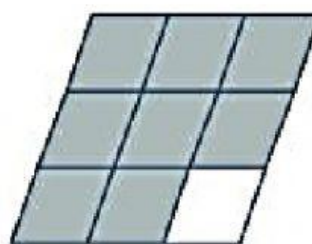
$$\frac{\square}{\square}$$



$$\frac{\square}{\square}$$



$$\frac{\square}{\square}$$



$$\frac{\square}{\square}$$