

Instructions

Part 1

Part 2

Part 3

Part 4

Part 5

i Off

On

Part 1 and 2

Sort the pictures into the sources that give light and those that don't.

Parts 3, 4 and 5

Use whiteboard pens to circle the source of light.

What is the light being used for?

Click on the tabs to work through the activity.

Light

Instructions

Part 1

Part 2

Part 3

Part 4

Part 5

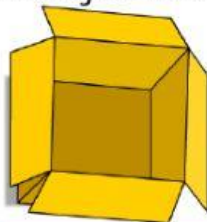
i Off

On

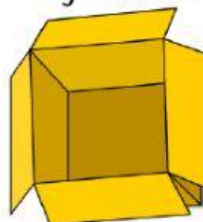
Drag the objects into the correct box.



Not light sources



Light sources



Check answer Play again

Instructions

Part 1

Part 2

Part 3

Part 4

Part 5

i Off

On

Drag the objects into the correct box.

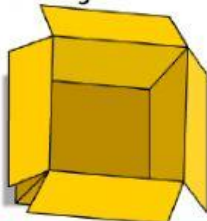
traffic light



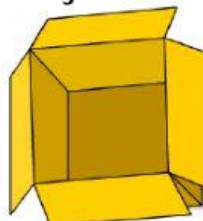
sun



Not light sources



Light sources



Check answer Play again

Instructions Part 1 Part 2 **Part 3** Part 4 Part 5 *i* Off On

Circle the light sources.

Check answer

Instructions Part 1 Part 2 Part 3 **Part 4** Part 5 *i* Off On

Circle the light sources.

Check answer

Instructions Part 1 Part 2 Part 3 Part 4 **Part 5** *i* Off On

Circle the light sources.

Check answer