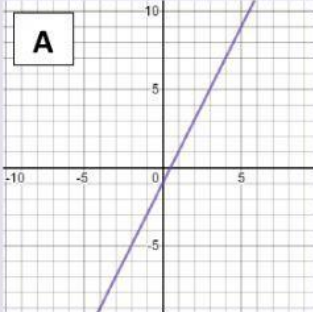


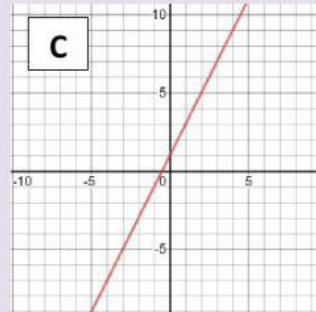


A. UNIR CON FLECHAS LA ECUACIÓN DE LA RECTA CON SU CORRESPONDIENTE GRÁFICO:



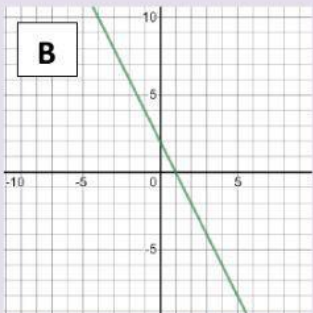
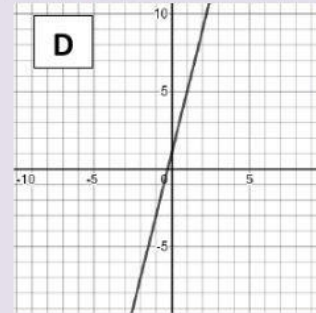
$Y = 2x + 2$

$Y = 4x + 2$



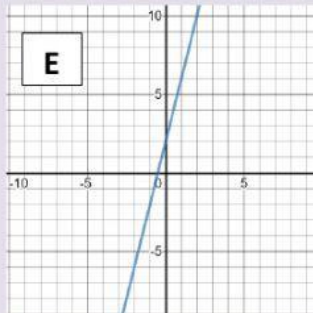
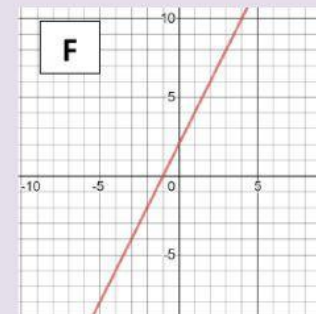
$Y = -2x + 2$

$Y = 2x - 1$



$Y = 4x + 1$

$Y = 2x + 1$



B. Determinar cuál Tabla de Valores le corresponde a cada gráfico. Escribir la letra del gráfico en el casillero correspondiente:

x	y
-1	-2
0	2
1	6
2	10

x	y
-2	-2
-1	0
0	2
1	4

x	y
-2	-7
-1	-3
0	1
1	5

x	y
-2	-5
-1	-3
0	-1
1	1

x	y
-2	-3
0	1
1	3
2	5

x	y
-2	6
0	2
1	0
2	-2