



## GOOD AT... BAD AT...


3 Glue the corresponding pictures.




1. Keith is good at making cakes.



2. Tom is bad at cooking.



3. My cousins are good at ice-skating.



4. My friends are bad at ice-skating.

4 Look at the pictures and make sentences using *good at* or *bad at*.

