



Self-Study Guide for English for Conversation

Self-study is the ability to perform tasks by ourselves, without the presence of the teachers

School Name:	COLEGIO TECNICO PROFESIONAL DE BUENOS AIRES	
Subject-Area:	Conversational English	Level: Seventh (7 th)
Specialty:	ENGLISH FOR COMMUNICATION	
Teacher's Name:	JUAN CALDERÓN ZÚÑIGA	
Channel of Communication: (E-mail, Phone number, social networks, etc)	Email: juan.calderon.zuniga@mep.go.cr Celular: 8843-9960	
Virtual Office Hours:	1.5 hours	

1. Me preparo para hacer la guía/ Getting ready to do my self-study guide

Pautas que debo verificar **antes de iniciar** mi trabajo./**Aspects to verify before I start working:**

Materiales o recursos que voy a necesitar/ Materials needed	<i>Suggested materials:</i> <ul style="list-style-type: none"> • Notebook, pencil, pen, eraser, highlighters, etc. • Self- study guide #8 for 7th Grade • Computer & Internet access if possible
Condiciones que debe tener el lugar donde voy a trabajar/ Conditions of the place to work	<ul style="list-style-type: none"> • Work in a place where you do your assignments and homework daily. (comfortable and quiet place)
Tiempo en que se espera que realice la guía/ Expected time to work this self-study guide	<ul style="list-style-type: none"> • This self-study guide will take you 80 minutes per week to be completed.

Indicaciones	Estimado estudiante, recuerde que el horario de trabajo y entrega de guías es el siguiente 7-1 Lunes de 7 a 8:20 am Topic: Give and follow directions
---------------------	--

Task 1. Pronunciation. Listen to and repeat the expressions used to give and follow directions/ Escuche y repita las expresiones usadas para pedir y dar direcciones



1. Excuse me! Can you tell me the way to the museum?



2. Excuse me! How do I get to the post office?



3. Use waze or google maps to get there



4. Is this the right way to the supermarket?



5. Where can I find a drugstore near here?



6. Go straight two blocks and turn left



7. Excuse me! Is there a hospital near here?



8. The bakery is across from the park




9. walk 5 blocks and you will see it on your right



10. The car dealer is on the corner of first avenue and maple street

Task 2. Press the speaker button next to each phrase to hear it; match the questions on the left to the answers on the right margin/Presione el icono de speaker y escuche la frase. Asocie las preguntas a respectivas las respuestas

Giving Directions



Match the questions with the answers.
(Join with arrows)

Excuse me! Could you tell me the way to the hotel?

Excuse me! Is there a post office near here?

Hello! Could you help me? I need to go to the supermarket.

Hello! Good morning. Could you tell me how to get to the school?

Excuse me. Do you know where the stadium is?

Excuse me. Could you tell me where the closest bank is?

Of course. Go straight ahead and take the second turning on the left. It is on your right, opposite the church.

Sure! Take the first turning on the left into Hill Street. You'll find it on your right, opposite the bus station.

Of course! Take the first turning on the right, go past the cinema and the pharmacy and cross River Street. You'll see it on your left, opposite the café.

Yes, of course. Go straight ahead and cross Hill Street. Continue straight ahead and you'll see it on your right, opposite the hospital.

Yes. Go along Central Avenue and take the second turning on the right. It's on your left, next to the theatre.

Certainly! Go straight ahead and take the first turning on the right. Go past the park and take the first turning on the left. It's on your left, next to the park.

Task3. Listen to the expression and drag the word below the image that represents it. Escuche la expresión y arrastre la palabra debajo de la imagen correspondiente

CITY PLACES



 restaurant



 park



 hospital



 police station



 school



 house



 city











 library

Con el trabajo autónomo voy a aprender a aprender!

With the self-study guide, I'm going to learn how to learn.

Reviso las acciones realizadas **durante** la construcción del trabajo. /
I check the actions carried out while completing the self-study guide
 Marco una X encima de cada símbolo al responder las siguientes preguntas/
Mark with an X on the icon that answers the following questions.

¿Leí las indicaciones con detenimiento? Did I read the instructions carefully?	 
¿Subrayé las palabras que no conocía? Did I underline the words that I didn't understand?	 
¿Busqué en el diccionario o consulté con un familiar el significado de las palabras que no conocía? Did I use the dictionary or asked a relative about the meaning of the words that I didn't understand?	 
¿Me devolví a leer las indicaciones cuando no comprendí qué hacer? Did I read the instructions again when I didn't understand what I had to do?	 

Indicador: Puedo indicar lugares de la ciudad y dar y seguir direcciones básicas

(Escriba una X dentro de la casilla)

Targets:	Alcanzado	En proceso	No alcanzado
Reading: *Read to get specific information. Recognize, places around the city			
Speaking: *Pronounce expressions about places around town and .			