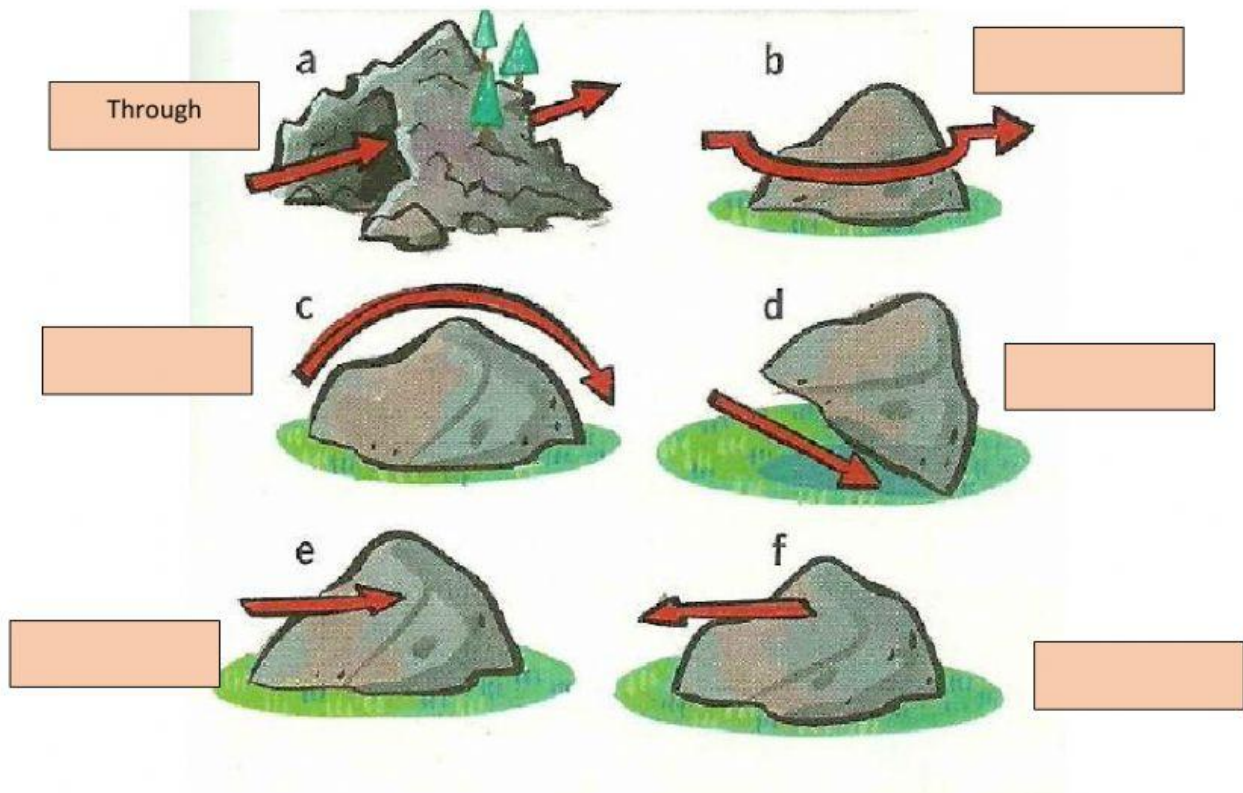


Name:.....

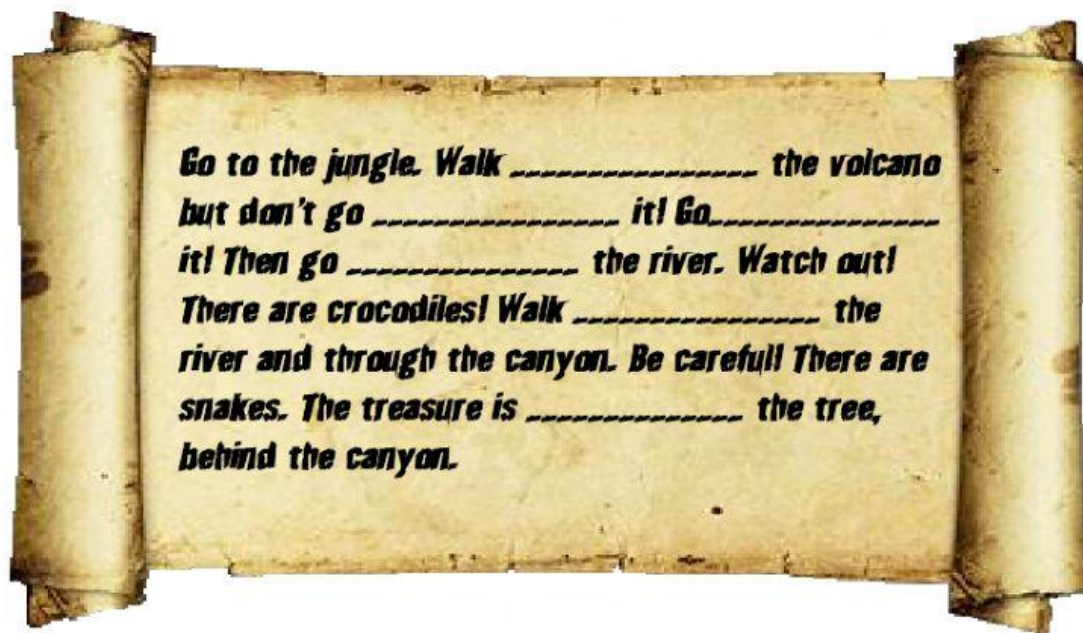
### HOLIDAYS

ACTIVITY 1: Listen and complete with the **prepositions of place** in the box.


Through – away from – under –  
over – towards - around



ACTIVITY 2: These are instructions to find a treasure. Listen and complete the instructions.



ACTIVITY 3: Where is the treasure? Follow the instructions on activity 2 and find the treasure.  
Click on the place where the treasure is. (Hagan click en donde está el Tesoro).





ACTIVITY 4: Read Ben's postcard. Answer the questions. (en la parte de "key words", abajo en el círculo rojo, tienen la traducción de 4 palabras que quizás no sepan el significado, estas palabras están subrayadas en el texto)

1. What is Route 66?

---

2. What is Ben going to see?

---

3. What is Ben going to do to help him remember each place?

---



ACTIVITY 5: Look at Ben's postcard. Find 2 numbers, 2 prepositions of movement, 2 cities and 2 natural places. Write them in the correct circle.

Numbers

Prepositions  
of place

Cities

Natural places

ACTIVITY 6: Write the names of three natural sights in your country. (no necesitan escribirlos en inglés)

1. \_\_\_\_\_
2. \_\_\_\_\_
3. \_\_\_\_\_

ACTIVITY 7: Choose one place in your country to go to. Complete the paragraph with info for tourists. Look at the example and then complete yours.

For example:

Explore El Bolsón !  
Your trip is going to start in Hielo Azul mountain. You are going to see the Azul river.  
The Azul river is very high / old / famous / beautiful.  
Then you are going to see The Hielo Azul glacier  
It's very high and very famous

Now, complete with the info of the place you like:

Explore \_\_\_\_\_ !  
Your trip is going to start in \_\_\_\_\_. You are going to see \_\_\_\_\_.  
\_\_\_\_\_ is very high / old / famous / beautiful.  
Then you are going to see \_\_\_\_\_  
It's \_\_\_\_\_