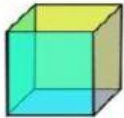

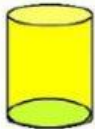

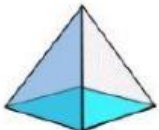
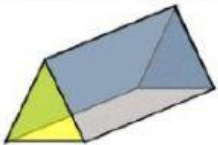



H	T	U	H	T	U	H	T	U	H	T	U	H	T	U
1	9	6	1	3	4	1	0	8	1	9	0	1	6	2
-	7	7	-	2	8	-	4	5	-	2	1	-	4	7

H	T	U	H	T	U	H	T	U	H	T	U	H	T	U
1	5	8	2	3	7	2	0	4	2	0	8	2	0	6
-	1	9	-	2	8	-	5	7	-	6	9	-	7	8

3 DIMENSIONAL SHAPES (3D).

TICK THE RIGHT BOX WITH THE NAME OF THE 3-D SHAPES ON THE LEFT- HAND SIDE OF YOUR WORKSHEET.

1)		sphere	cube	pyramid	cylinder
2)		sphere	cube	cylinder	cone
3)		cuboid	cylinder	pyramid	prism
4)		sphere	pyramid	cuboid	cylinder
5)		pyramid	prism	sphere	cone
6)		sphere	cuboid	cylinder	prism
7)		cube	sphere	cylinder	cone

**MATCH UP THE 3-D SHAPES WITH THESE EVERYDAY OBJECTS BY
DRAWING A LINE TO CONNECT THEM.**

