

Learning Objective: Describe differences between living and non-living things using knowledge of life processes.

Life Processes

Interactive worksheet

- 1. Draw 2 lines to match the cat with the two things it needs to stay alive.**




food



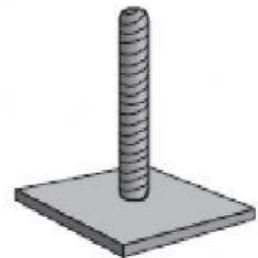
cage



basket







water




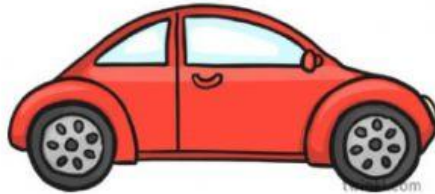


scratching post

2. Draw a line to match each Life Process with its definition.


<p>Movement</p> 		<p>Something small becomes bigger.</p>
<p>Reproduction</p> 		<p>Get nutrients from food.</p>
<p>Nutrition</p> 		<p>Producing new plants or animals.</p>
<p>Grow</p> 		<p>Going from one place to another.</p>

3. Drag into the box 3 things that can Move, Reproduce, get Nutrients and Grow.




4. All living things have these four life processes.

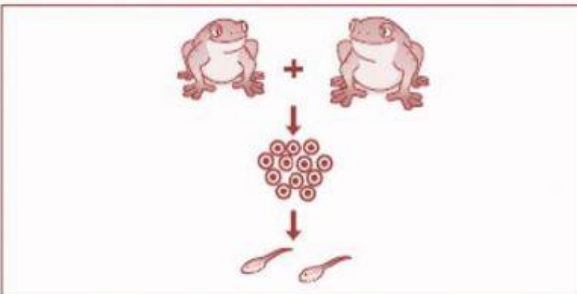
Draw a line to match each picture with its life process for frogs.



Movement



Nutrition



Growth



Reproduction