

# VIDEO TIME

## 1. LOOK AT THE PICTURE AND MATCH.

MIRO LA IMÁGEN Y UNO LAS ORACIONES CON LOS JUGUETES

**IT'S A BALL**

**IT'S A PLANE**

**IT'S A DINOSAUR**



**IT'S A COMPUTER**

**IT'S A CAR**

**IT'S A DOLL**

# VIDEO TIME




## 1. LISTEN TO THE AUDIO AND MATCH

ESCUCHO EL AUDIO Y UNO CON EL JUEGUETE CORRECTO

1.




2.



3.



4.



5.



# VIDEO TIME

## 3. LOOK AT THE PICTURES AND COMPLETE THE SENTENCES


MIRO LA IMÁGEN Y COMPLETO LA ORACIÓN

1.



I'VE GOT A

2.



I'VE GOT A

3.



I'VE GOT A

4.



I'VE GOT A