

# COVID-19, my family and me\*

## Actividad 1

## HOW TO PREVENT COVID-19

### LET'S OBSERVE AND READ!

#### OBSERVE-EXERCISE 1\*

Which one is a picture, short text or poster?  
Follow the example:

1. Picture

**B**

2. Short text

3. Poster

#### What is COVID-19?

"Coronavirus" is a virus. Crown in Spanish is Corona. In the past, Coronavirus affected animals. Coronavirus mutated. At present, is COVID-19. COVID-19 affects humans. Usually, no symptoms appear for 14 to 15 days. Our immune systems fights COVID-19. During this fight, you can have fever and cough. In Peru the emergency number is 113. Grandparents are more affected by COVID-19. Stay home!

**A**



**B**

#### CORONAVIRUS PREVENTION TIPS



**WEAR A MASK**



**WASH YOUR HANDS FREQUENTLY**



**COUGH ETIQUETTE**  
Cover Your Mouth  
With Elbow or Tissue



**DON'T TOUCH EYES, NOSE OR MOUTH WITH UNWASHED HANDS**



**AVOID CONTACT WITH SICK PEOPLE**



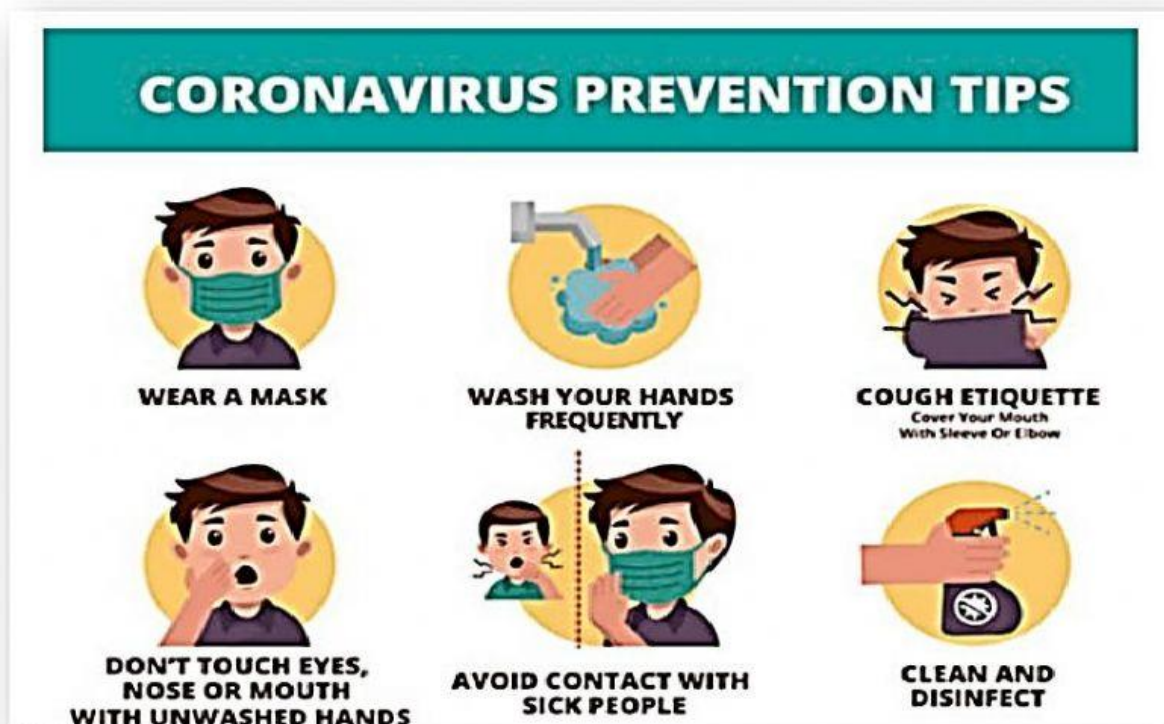
**CLEAN AND DISINFECT**

**C**

**READ\***

Read 3 posters to prevent COVID-19.

POSTER 1











POSTER 2



POSTER 3

### CORONAVIRUS PREVENTION

 <b>STAY HOME</b>	 <b>WASH YOUR HANDS</b>	 <b>COVER YOUR MOUTH IF YOU COUGH</b>	 <b>DON'T TOUCH YOUR FACE</b>
 <b>CLEAN THE SURFACES</b>	 <b>MAINTAIN IN A SAFE DISTANCE</b>	 <b>WEAR A MASK</b>	 <b>EAT HEALTHY</b>

### LET'S UNDERSTAND!

#### UNDERSTAND-EXERCISE 1

Match the phrases with the pictures in the poster. Follow the example:

- C** Cover your mouth if you cough.
- Don't touch others.
- Wash your hands with soap.
- Don't touch your eyes, nose or mouth.

### HOW TO PREVENT COVID - 19


 <b>A</b>	 <b>B</b>
 <b>C</b>	 <b>D</b>

Ministerio de Salud Pública  **PERU** Ministerio de Transportación y Comunicaciones **EL PERÚ PRIMERO**


## UNDERSTAND – EXERCISE 2

Complete the poster. Follow the examples:


### CORONAVIRUS PREVENTION




**1**




**2**




COVER YOUR MOUTH




**3**




CLEAN THE SURFACE



MAINTAIN A SAFE DISTANCE



**4**




EAT HEALTHY

## UNDERSTAND – EXERCISE 3

Remember poster 1? Choose the best answer. Follow the example:

### CORONAVIRUS PREVENTION TIPS




**WEAR A MASK**



**WASH YOUR HANDS FREQUENTLY**




**COUGH ETIQUETTE**  
Cover Your Mouth With Elbow Or Cloth



**DON'T TOUCH EYES, NOSE OR MOUTH WITH UNWASHED HANDS**



**AVOID CONTACT WITH SICK PEOPLE**



**CLEAN AND DISINFECT**

1. CIRCLE a), b), or c):

Example: Wear a mask.  
a) Wear      b) Wash      c) Clean

2. Don't touch   
a) your hands      b) your elbow      c) your eyes

3. Avoid contact with   
a) Clean      b) Mask      c) Sick

4.  and disinfect.  
a) Wear      b) Wash      c) Clean

5. Wash  frequently.  
a) your hands      b) your elbow      c) your eyes

# LET'S PRACTISE!

## PRACTISE-EXERCISE 1

1. E

2. N

3. M

4. F

5. H

6. E

E A R

L E G S

K N E E

F O O T

## PRACTISE-EXERCISE 2



Complete the phrases follow the example

Touch x 4

Cough

Wash



Do it 	Don't do it 
1. Wash your hands.	3. Don't your eyes.
2. into your elbow.	4. Don't your nose.
	5. Don't your mouth.
	6. Don't your face.

## PRACTISE-EXERCISE 3

Find the words or phrases in the "wordsearch". Then match six of them with the pictures. Follow the example:

1. ~~SOAP~~
2. HELP PREVENT
3. CLEAN
4. CORONAVIRUS
5. HELP STOP
6. COUGH
7. STAY HOME
8. FEEL SICK

C	G	I	V	C	Z	H	Q	A	I	Y	N
L	H	E	L	P	P	R	E	V	E	N	T
E	B	E	A	P	A	R	T	S	O	T	Z
A	I	H	I	E	Z	V	C	O	U	G	H
N	D	P	Q	I	M	K	B	A	T	B	G
F	E	E	L	S	I	C	K	P	Q	X	H
E	C	O	R	O	N	A	V	I	R	U	S
E	D	W	H	E	L	P	S	T	O	P	W
S	T	A	Y	H	O	M	E	H	J	C	Z
W	J	N	B	O	D	N	B	X	I	D	X



1



2



3



4

Soap



5



6