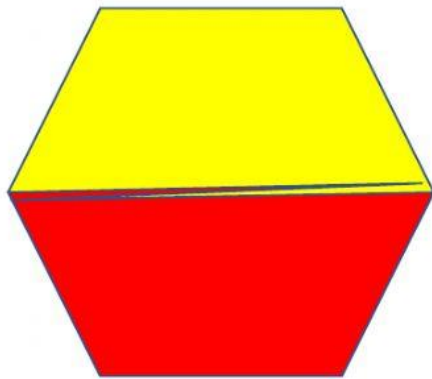


Name _____

M- Fractions 3

Use the picture to answer each question.

What fraction of the shape is red?



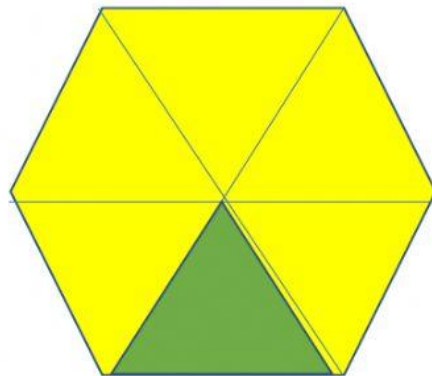


Remember, the
numerator is the
part we are
focusing on

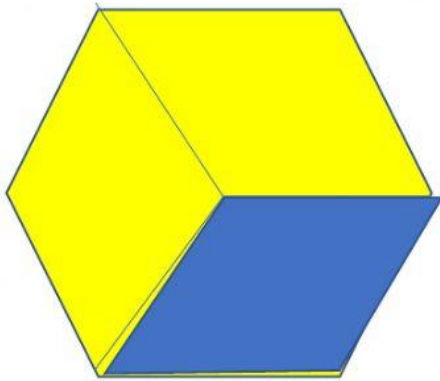


Remember, the
denominator is
all the parts

What fraction of the shape is green?



What fraction of the shape is blue ?



What fraction of the (above) shape is yellow ?

Parents, siblings, helpers,

Please take a minute to fill out this "Exit Slip" to help us assess the level of understanding for this assignment.

- 1 - Student needed to have the answers fed to them.
- 2- Student needed a lot of help to arrive at the correct answer.
- 3- Student needed just a little help to arrive at the correct answer.
- 4- Student completed the task independently. (Technical issues aside)

Enter a number here _____

Relationship to the student _____

Questions? Comments? (use this space)

Thank You - Remember: "Email my answers to my teacher"