



I. LISTENING


A. Listen and match.

P.I: Comprendo descripciones cortas y sencillas de objetos conocidos. EPA.1.4.2



B. Listen and write the number.

P.I: Comprendo y sigo instrucciones puntuales. EPA.1.2.1



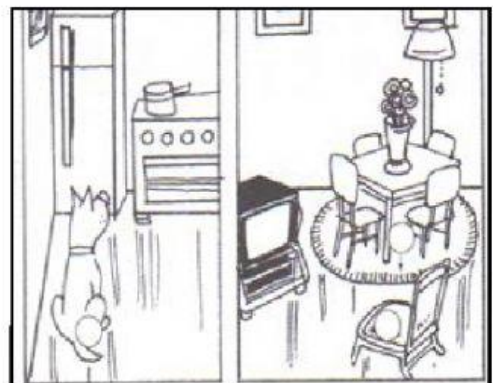
II. STRUCTURE

Complete the questions and answers. Look at the example.

P.I: Escribo el nombre de elementos que reconozco en una ilustración. SPA.1.1.4

Example: **Where's** the chair? **It's in the living-room.**

1. _____ the dog? **It's** _____.
2. _____ the T.V.? **It's** _____.
3. _____ the table? **It's** _____.
4. _____ the lamp? **It's** _____.



III. READING

Read the postcard. Circle the correct answer.

P.I: Relaciono ilustraciones con palabras u oraciones simples LPA.1.1.7

<p>Hi! It is October. I'm in my house with my mom and my sister, Selena. We're in my bedroom. I have a ball and a kite. Love, Willy</p>	<p>To: <u>Daisy</u> From: <u>Willy</u></p>
---	---

1. Where's Willy?

- a. House
- b. Park

2. What month is it?

- a. October
- b. December

3. Which toys are mentioned?








- a. Ball and kite
- b. Bicycle and robot

IV. WRITING

Read and complete. Use the words from the box

P.I: Elaboro oraciones sencillas siguiendo un modelo. SPA.1.1.5

grandpa grandma brother sister mom

I'm Wendy. Meet my  family! This is my dad 
and this is my  1) _____. My dad's name is Bob and my
mom's name is Ann. This is my  2) _____. His name is
Tom. This is my  3) _____. Her name is Lucy. Look at my
 5) _____ and  4) _____ and
His name is Bill and her name is Doris.