











¿QUÉ FORMA GEOMÉTRICA TIENE? → ELIJO Y ARRASTRO

			
CONO	CILINDRO	PIRÁMIDE	ESFERA

			
<input type="text"/>	<input type="text"/>	<input type="text"/>	<input type="text"/>
CILINDRO	CUBO	CONO	ESFERA

			
<input type="text"/>	<input type="text"/>	<input type="text"/>	<input type="text"/>
CONO	PIRÁMIDE	CUBO	ESFERA