





First, let's have a look at a house and the different parts of the house. **Drag** the labels then link to correct activities to the parts of the house where they take place. Listen and whose house is this?

 <p>This is    Andrew's house    Alex's house</p>	 
<p>We wash our faces and brush our teeth there.</p> <p>We usually eat with the family in that room.</p> <p>We often cook and eat in this room. We also clean the dishes there.</p> <p>We like to study, read and sing in that room. We usually sleep there.</p> <p>We watch TV, relax and talk with our family there.</p>	  

This is a kitchen.

That is the girl's bedroom.

This is the dining room.

This is the bathroom.

This here is the living room

Now we can look at how people feel when they meet each other. **Drag** the emoticons and **link** the matching sentences.



I'm very well. I am fine.



I'm happy.



I'm angry.



I'm tired.



I'm sick/ill.



Drag these emoticons there =>

Not bad.



I'm sad.



I'm excited.

I'm not so good.



I'm scared.



I'm hungry or thirsty.

# REVIEW 1-2-3

Last, labels the items accordingly then find who they belong to after listening to the audio.

	Jamie (a boy)
	Jamie _____ a _____ and an o_____. These are _____.
	Laura (a girl)
	Laura _____ a _____ and a r_____. These are _____.
	Sandy (a girl)
	Sandy _____ a _____ a _____ and _____. These are _____.
	Jim (a boy)
 A red apple	Jim _____ a _____ and _____. These are _____.

Useful words: Chocolate/strawberry/donuts/airplane/ color name=red, blue.....