

MATERIALS

1. Label the pictures using the words below. Drag and drop the words in the correct picture.

plastic paper cotton petroleum glass wood

2. Classify the words as materials or properties. Chose the right option.

METAL

COTTON

WOOD

RIGID

PLASTIC

GLASS

FLEXIBLE

TRANSPARENT

SOFT







HARD

ROCK

OPAQUE







MATERIALS

3. Match.

1. 		a. hard
2. 		b. transparent
3. 		c. opaque
4. 		d. rough
5. 		e. flexible
6. 		f. rigid

MATERIALS

4. Classify the changes. Write **R** (reversible) or **I** (irreversible).

 bend it		 break it		 freeze it
 burn it		 squeeze it		 stretch it

5. Guess the object. Look, read and write.

 HAT	 GLASS	 PILLOW
 PAPER	 CONCRETE	 HELMET

MATERIALS

- a. It's hard. It's good for protecting your head. _____
- b. It's soft. It's good for sleeping. _____
- c. It's transparent. It's good for drinking. _____
- d. It's made of fabric. It's good for wearing in the rain. _____
- e. It's smooth. It's good for writing. _____
- f. It's opaque. It's good for building houses. _____

6. Reduce, reuse and recycle. Are these good or bad choices? Choose the best option.



Recycling plastic.

This is a _____ choice.



Turning on all the lights from your house.

This is a _____ choice.

MATERIALS



Recycling paper.

This is a _____ choice.




Keeping the fridge open.

This is a _____ choice.



Reusing your bottle of water.

This is a _____ choice.



Reducing your energy use.

This is a _____ choice.