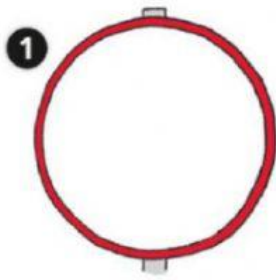
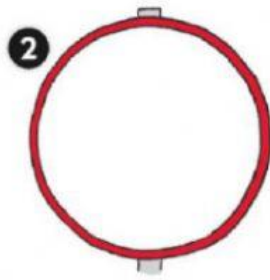


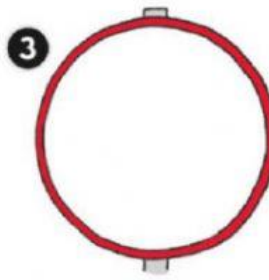
## Draw the signs



Turn right.



Go straight on.



Turn left.



## Look at the map and complete the questions.

- 1 How do I get to the \_\_\_\_\_?  
Turn right. It's opposite the station.
- 2 How do I get to the \_\_\_\_\_?  
Go straight on. Turn right. It's next to the park.
- 3 How do I get to the \_\_\_\_\_?  
Turn left. Turn right. It's between the castle and the swimming pool.

