

Name of student: _____

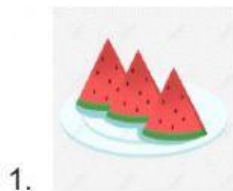
Date: _____

Odd and Even Numbers


A) Choose the correct letter to match the question.

1. Is the number **22** even or odd? A. Odd B. Even
2. Is the number **337** odd or even? A. Even B. Odd


B) Draw lines to match the fruits with the correct word on the right.



Even



Odd



Even

C) Fill in the blanks with the correct word. Is the number Odd or Even?

1. 16 _____
2. 87 _____

D) Drag and drop the correct number under the correct heading.

Odd number	Even number

26	80
50	77