

**Part 1: Look and read. Put a tick or a cross: (10pts)**

**Example:**

**1**

It's number one.




**2**

It's number three.



1.  I want to go to the park. ☐


6.  I want to go to the zoo. ☐

2.  This is a shirt. ☐

7.  T t top ☐


3.  This is a hat. ☐

8.  V y violin ☐

4.  S s sea. ☐

9.  V y vest ☐

5.  R r robot ☐

10.  This is a shoe. ☐

**Part 2: Look at the picture. Read and write Yes or No. (5pts)**

**Example:**

There are three people. ...No...

1. People are in the zoo. ....
2. One girl has got a ball. ....
3. The woman is reading a book. ....
4. Two girls are riding bikes. ....
5. The man is wearing a hat. ....











### Part 3: Unscramble the words: (8pts)

Example:




pen

1.		_____	<div style="border: 1px solid black; border-radius: 50%; padding: 10px; display: inline-block;">             r k p a           </div>	5.		_____	<div style="border: 1px solid black; border-radius: 50%; padding: 10px; display: inline-block;">             r e s d s           </div>
2.		_____	<div style="border: 1px solid black; border-radius: 50%; padding: 10px; display: inline-block;">             u y g r l o d p n a           </div>	6.		_____	<div style="border: 1px solid black; border-radius: 50%; padding: 10px; display: inline-block;">             t a h           </div>
3.		_____	<div style="border: 1px solid black; border-radius: 50%; padding: 10px; display: inline-block;">             a c e b h           </div>	7.		_____	<div style="border: 1px solid black; border-radius: 50%; padding: 10px; display: inline-block;">             s r i t h T           </div>
4.		_____	<div style="border: 1px solid black; border-radius: 50%; padding: 10px; display: inline-block;">             o o z           </div>	8.		_____	<div style="border: 1px solid black; border-radius: 50%; padding: 10px; display: inline-block;">             s r h i t           </div>

### LISTENING: (15pts)

#### Part 1: Listen and color:



**Part 2: Listen and write a name or a number:**

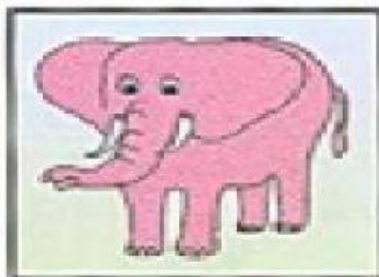
1	Where does Pat live?	..... Street
2	What's the number of Pat's house?	.....
3	How many bedrooms are there in Pat's house?	.....
4	What's Pat's sister's name?	.....
5	What's the name of Pat's mouse?	.....

**Part 3: Listen and tick the box:**

Example: What's in Sue's box?



A ☐




B ☐



C ☒


1 What can Nick have?



A ☐



B ☐




C ☐

2 Which man is Ann's teacher?



A ☐



B ☐



C ☐

3 Where's Mum?



A ☐




B ☐



C ☐


4 What's Ben's brother doing?



A ☐



B ☐



C ☐


5 What's Tom's favourite sport?



A ☐



B ☐



C ☐