Name:_____

A Test

1. לחצו על המספרים, הקשיבו ומספרו את התמונות.

1	2	3	4	5	6	7	8	9	10



2. לחצו על המספרים, הקשיבו והקיפו את התמונות בכל שורה.

1					6			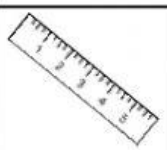
2	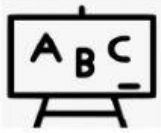		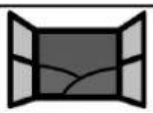		7			
3		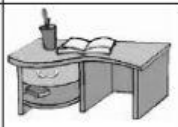			8		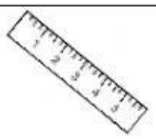	
4					9			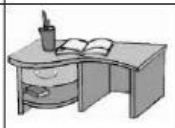

LIVEWORKSHEETS

3. הקיפו את המילה שאתם שומעים (2X4=8)

1.	stand	sat	tan	sand
2.	pen	ten	bed	Peg
3.	Tim	pint	tin	dig
4.	Mitt	peg	and	camel

4. התאימו אות קטנה לאות גדולה.(2X8=16)

i g n d v a t c

A _____ V _____ C _____ D _____

T _____ G _____ I _____ N_____

5. התאימו אות גדולה לאות קטנה.(2X8=16)

E P M B W S H X

b_____ w _____ e_____ x_____

m_____ s_____ p_____ h_____

6. בחרו את הצליל הראשון(הצליל הפותח) בתחילת כל מילה .
לדוגמא: כלב(אם הייתה תמונה של כלב) - אז האות הפותחת היא d - dog
(1X10=10)

לבן				
s w m	h v t	d n p	t m g	n a s
9				
a i n	t a i	b g t	c d e	b v t

LIVEWORKSHEETS

7. מיינו מילים לפי נושא . (12X1=12)

bag	Dan	six	mad	hen	seven
egg	happy	apple	pen	Tim	pig

Names שמות	Animals בעלי חיים	Food אוכל	Items חפצי כיתה	Number מספרים	Feelings רגשות

8. התאימו משפט לתמונה. (2X5=10)

1. Dan and ten pens.
2. A man and seven cats.
3. A bag is on a desk.
4. Anna and a happy panda.
5. The man is mad .









Good luck!

Teacher Ligal

LIVEWORKSHEETS