

LISTENING


PART 1 Listen and draw lines. There is one example. (5 Qs)

George

Sarah

David

Katy



Harry

Helen

Sophia

PART 2 Listen and write. There is one example. (5 Qs)



Visiting Grandpa

When:

next weekend

1

Other child at Grandpa's:

Emma, his

2

Meet Grandpa in car park outside the:

3

Animals they will see at the museum:

some

4

Name of museum:

The Museum


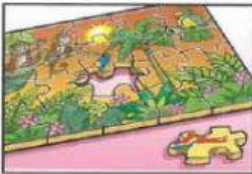

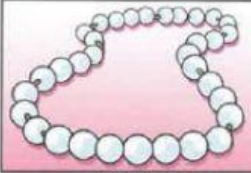


5









Day to visit museum:

FLYERS 3_2018_TEST 3

PART 3_Where did Holly and her friends find each of these presents at the birthday party?

Listen and write a letter in each box. There is one example. (5 Qs)

 <div style="display: inline-block; width: 40px; height: 40px; border: 1px solid black; text-align: center; vertical-align: middle;">G</div>	 <div style="display: inline-block; width: 40px; height: 40px; border: 1px solid black;"></div>	 <div style="display: inline-block; width: 40px; height: 40px; border: 1px solid black;"></div>
The bracelet	The puzzle	The ring
 <div style="display: inline-block; width: 40px; height: 40px; border: 1px solid black;"></div>	 <div style="display: inline-block; width: 40px; height: 40px; border: 1px solid black;"></div>	 <div style="display: inline-block; width: 40px; height: 40px; border: 1px solid black;"></div>
The necklace	The diary	The chess game

 <div style="display: inline-block; width: 40px; height: 40px; border: 1px solid black; text-align: center; vertical-align: middle;">A</div>	 <div style="display: inline-block; width: 40px; height: 40px; border: 1px solid black; text-align: center; vertical-align: middle;">B</div>	 <div style="display: inline-block; width: 40px; height: 40px; border: 1px solid black; text-align: center; vertical-align: middle;">C</div>	 <div style="display: inline-block; width: 40px; height: 40px; border: 1px solid black; text-align: center; vertical-align: middle;">D</div>
 <div style="display: inline-block; width: 40px; height: 40px; border: 1px solid black; text-align: center; vertical-align: middle;">E</div>	 <div style="display: inline-block; width: 40px; height: 40px; border: 1px solid black; text-align: center; vertical-align: middle;">F</div>	 <div style="display: inline-block; width: 40px; height: 40px; border: 1px solid black; text-align: center; vertical-align: middle;">G</div>	 <div style="display: inline-block; width: 40px; height: 40px; border: 1px solid black; text-align: center; vertical-align: middle;">H</div>

PART 4_Listen and tick (✓) the box. There is one example. (5 Qs)

Where did Michael's class go camping?



A ☒

B ☐

C ☐

1 Where did the children get water for washing?



A ☐

B ☐


C ☐

FLYERS 3_2018_TEST 3

2 Where did Michael sleep?



A ☐




B ☐



C ☐

3 What job did Michael do?



A ☐



B ☐




C ☐

4 What did Michael have for dinner on the first night?



A ☐



B ☐



C ☐

5 How did Michael send a message to his parents?



A ☐



B ☐



C ☐

FLYERS 3_2018_TEST 3

PART 5 Listen and colour and write. There is one example. (5 Qs)

