










WE SET THE TABLE



1. When we set the table, we use these elements. Look and listen the pronunciation. Then, draw the objects on your notebook and copy the names.

	Glass / Glasses		Spoon / Spoons
	Mug / Mugs		Knife / Knives
	Cutlery		Plate / Plates
	Fork / Forks		Napkin / Napkins

2. This is a jump rope rhyme from United States. Children sing it while playing jumping rope. Listen to it, and translate it into Spanish.

<p>  Mabel, Mabel, set the table, Just as fast as you are able. Don't forget the... Salt, pepper, ketchup, mustard! Knives, spoons, plates, forks!... </p>	<p> Mabel, Mabel, _____, tan rápido como puedas. No olvides... _____ _____ _____ </p>
--	--

