

Name: \_\_\_\_\_ Class: \_\_\_\_\_

**TERM 4 TEST 8****A. READING AND WRITING****Part 1: Look and read. Choose the correct words and write on the lines. There is one example.**flour

butter

pyjamas

trainers

orangean astronaut a mechanic

an olive

a waiter

a manager

0. This is white or brown. You use it when you make biscuits and cakes.

flour

1. If there is a problem with your car, this person can repair it.

\_\_\_\_\_

2. When you do sport, it's a good idea to wear these on your feet.

\_\_\_\_\_

3. This is green or black, small, and you can put it on pizza.

\_\_\_\_\_

4. This brave person travels through space in a rocket or spaceship.

\_\_\_\_\_

5. It tastes sweet, and it is bad for your teeth if you eat too much.

\_\_\_\_\_

**Part 2: Oliver and Sophia are talking about an ice hockey match. What does Oliver say? Read the conversation and choose the best answer. Write a letter (A-H) for each answer.**

Not in the first half of the game, but they improved in the second half.  
 Because it was such a fast game.

**I'm pleased you're better now. (example)**

I'd like to, but I don't know the date of that yet.

At six thirty in the sports stadium.

Ours! But it wasn't easy for them.

We were hungry so Dad took us for a burger!

The newest one. I can't remember his name.

**Example:**

Sophia: I couldn't go to the ice hockey match last night because I felt ill.

Oliver: \_\_\_\_\_ **C** \_\_\_\_\_.**Questions:**

6. Sophia: Which team won the match?

Oliver: \_\_\_\_\_

7. Sophia: Which player scored the most goals?

Oliver: \_\_\_\_\_

8. Sophia: Do you think our team played well?

Oliver: \_\_\_\_\_

9. Sophia: What did you do after the match?

Oliver: \_\_\_\_\_

10. Sophia: Are you going to go to the next match too?

Oliver: \_\_\_\_\_



**Part 3: Read the story. Choose a word from a box. Write the correct word next to number 11-15. There is one example.**

**Example****programme**

friendly

texts

office

turned

borrow

guessed

important

ways

disappear

Katy was listening to her favourite music programme on the radio when she heard something exciting! The woman said, 'Here's some (11) \_\_\_\_\_ news! The Gold Stars' pop concert will be in City Hall next Sunday. Buy you tickets quickly! Lots of people will want to come!'

'Wow! I must tell my friends,' Katy thought. She (12) \_\_\_\_\_ on her tablet but she couldn't get online or find her phone anywhere.

'Can I (13) \_\_\_\_\_ your phone, Mum?' she asked. 'I must send a message to all my friends!'

'Sorry,' Mum said. 'I felt my phone in my office yesterday. Why don't you cycle to your friends' homes instead?'

'Cycle?' answered Katy.

'I had to do that when I was young! Mum said. 'There was no internet and you couldn't use phones to send messages or find out information.'

'No wifi? No apps? No (14) \_\_\_\_\_? That's terrible, Mum!' Katy said and then she laughed and ran outside and got on her racing bike.

**(15) Now choose the best name for the story. Tick one box.**

Katy gets an amazing new phone

☐

Katy needs to talk to her friends

☐

Katy sings in a special concert

☐

**Part 4: Read the text. Choose the right words and write them on the lines.**

**Camels**

Camels have unusual shapes on their backs. These are **called** 'humps'.

There are two kinds of camel. The first kind has one hump on (16) \_\_\_\_\_ back and the other kind has two humps. Most camels in the worlds live where the weather is hot and dry – in places like deserts, for example. The people (17) \_\_\_\_\_ also live in these places might (18) \_\_\_\_\_ camels to carry all their heavy things on long journeys. These people have ridden camels for thousands of years, too.

Camels can live without food or water for six months and most camels live (19) \_\_\_\_\_ forty and fifty years! About fourteen million camels to live in deserts than for other animals because their bodies are high above the hot ground and their large feet help them move quickly across sand.

A camel can run across sand really fast. (20) \_\_\_\_\_ camels can travel 45 kilometres in one hour.

**Example:**









16.	call	calling	<b>called</b>
17.	your	my	its
18.	who	what	which
19.	used	use	using
20.	during	between	until
	Many	Lots	Much







Ms. Julie





















**B. LISTENING**

**Part 1. Where did Uncle Harry take each of these photos? Listen and write a letter in each box. There is one example.**

 A	 B	 C	 D
 E	 F	 G	 H

 flowers <input type="checkbox"/> F	 a shelf <input type="checkbox"/>	 a gate <input type="checkbox"/>
 a flag <input type="checkbox"/>	 a taxi <input type="checkbox"/>	 a painting <input type="checkbox"/>

**Part 2. Listen and tick (✓) the box. There is one example.**

<p>What does Mrs. Silver design in her job?</p> <div>  A <input checked="" type="checkbox"/>  B <input type="checkbox"/>  C <input type="checkbox"/> </div>	<p>1. What was Mrs. Silver's favourite subject at school?</p> <div>  A <input type="checkbox"/>  B <input type="checkbox"/>  C <input type="checkbox"/> </div>
<p>2. Who else in Mrs. Silver's family works as an engineer?</p> <div>  A <input type="checkbox"/>  B <input type="checkbox"/>  C <input type="checkbox"/> </div>	<p>3. What time does Mrs. Silver start work?</p> <div>  A <input type="checkbox"/>  B <input type="checkbox"/>  C <input type="checkbox"/> </div>
<p>4. What is Mrs. Silver going to do tomorrow?</p> <div>  A <input type="checkbox"/>  B <input type="checkbox"/>  C <input type="checkbox"/> </div>	<p>5. Which bridge is Mrs. Silver working on now?</p> <div>  A <input type="checkbox"/>  B <input type="checkbox"/>  C <input type="checkbox"/> </div>

Part 3. Look and colour and write. There is one example.

