

# Speaking activity

Discuss with a partner the images provided below, then match the squares with the main idea that are located under the images. Try to match what good habit when studying the student is applying.

Make a timetable and use it.

Reduce distractions when you study.




Ask for help when you need it.

The details below support the main ideas. Match the main idea and the details with the pictures.

When you follow a timetable, you will always finish all your work on time.

When you do not understand a lesson, ask your teacher for help. Ask your teacher what you did wrong and how you can do better in the next test.

Always switch off your mobile phone and do not study in front of a television because you will be distracted.

		
Main idea:	Main idea:	Main idea:
Supporting ideas:	Supporting ideas:	Supporting ideas:

# Writing activity

According to the images below write next to them what is the action that you consider the students are doing. Then choose if it is a good habit or not.



Answer:



Answer:



Answer:



Answer:



Answer:



Answer: