



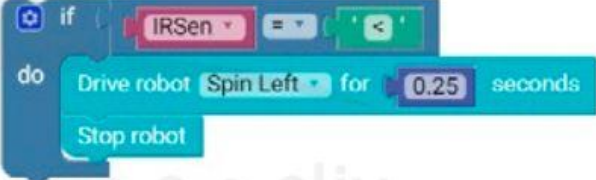



Start to plan your RC car program. First, read the descriptions below.

Match the descriptions with the programming blocks.

Description		Programming blocks
Set the pins for servomotors.		
Set the pin for remote control and the IR sensor.		 
Receive input using the IR sensor.		
Respond to user-initiated events to move forwards,		 
Respond to user-initiated events to move left,		