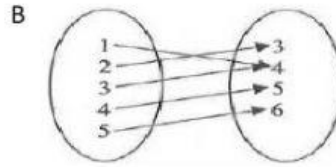
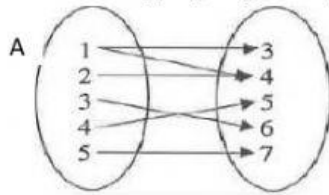

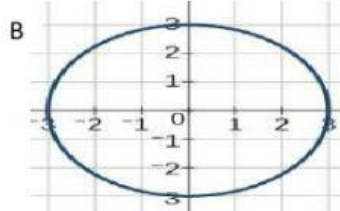
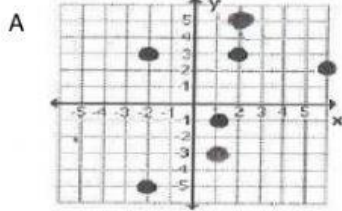


Questions

1. Does the mapping diagram represent a function? Explain.



2. Is the relation a function? Explain.



3. Identify whether the following are function or not?

- a. $\{ (-2, 2), (0, 5), (1, 6), (1, 7), (3, 2) \}$
- b. $\{ (0, 1), (2, -1), (3, 2), (4, 2), (5, 3), (-5, 1) \}$
- c. $\{ (0, -5), (1, 3), (2, 2), (0, 4), (-5, 6), (3, 4) \}$

4. Which of the following table of value represent function?

A

x	y
-2	4
2	5
-1	6
1	7
0	8
3	9

B

x	y
-3	4
-5	5
-7	6
-9	7
-7	8
-11	9

5. Suppose you made a table of values. The input values are the names of the students in your class and the output values are their ages. Would the table represent a function? Justify your decision.

Student's name	Student's age

6. Suppose you made a table that showed number of siblings as the input and the names of students in the class with that many siblings as the output. Would the table represent a function? Justify your decision.

Number of siblings	Name(s) of student(s) with each number of siblings

7. a. Create a table of values to represent the function $f(x) = 4x - 3$ for at least four values of x .
b. Explain why the table suggests that this is a function.
c. How can you be sure it is a function?
8. a. Create a table of values and draw the graph of $f(x) = x^2 - 1$.
b. How do you know the graph represents a function?