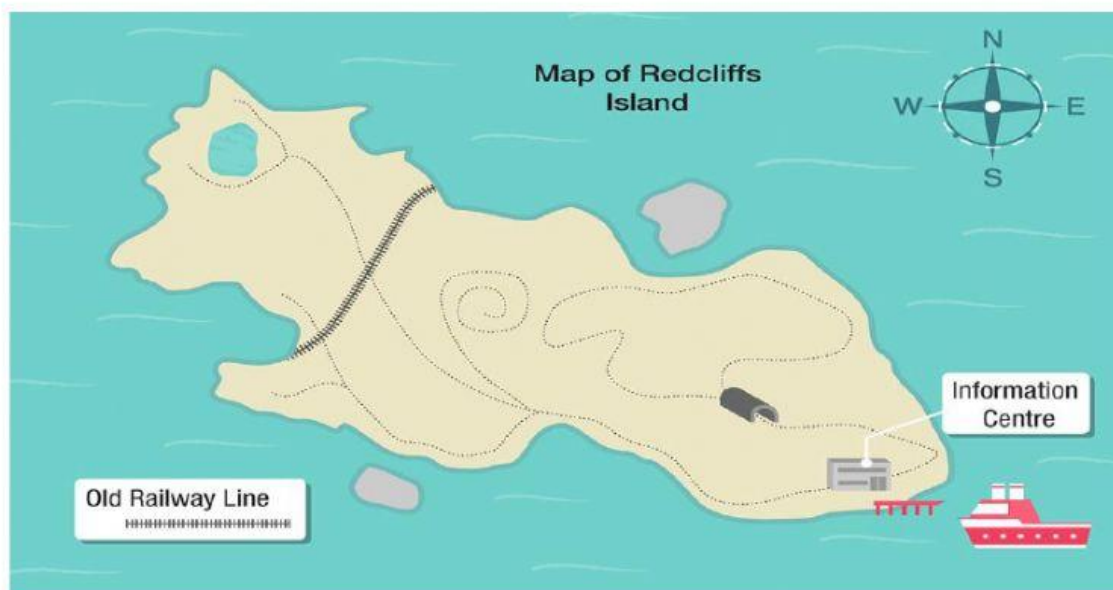




## Exercise 8

Listen again and complete the explanations of how to get around Redcliffs Island.



<p>1. There are three interesting places on the island that I really recommend. The first place is somewhere with amazing flowers. To get there, first look for the _____-hand path at the Information Centre. _____ it and _____ it for about five minutes. You'll eventually need to go _____ a tunnel. After that, you'll see a big, beautiful field.</p>	 1.MP3
<p>2. The second place is a spot where you can get some great views. Take the left-hand path _____ the Information Centre until you _____ a point where the path splits into three. _____ south, and follow the path along the coastline for about five minutes. Eventually, you'll _____ to a place where you can see a large rock in front of you, about 100 metres out to sea, and that's where you'll get the best views.</p>	 2.MP3

3. And thirdly – my favourite place on the island –  
\_\_\_\_\_ the path going \_\_\_\_\_ from  
the Information Centre. Keep going all the way, and  
\_\_\_\_\_ any choices to go left or right. You'll  
\_\_\_\_\_ at an old railway line. From there, it's just a  
short walk \_\_\_\_\_ to the lake.



3.MP3