

AL-REEYADA INTERNATIONAL SCHOOL

MAHASEN ARAMCO, AL-AHSA, KINGDOM OF SAUDI ARABIA

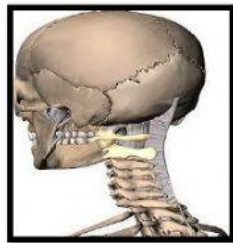
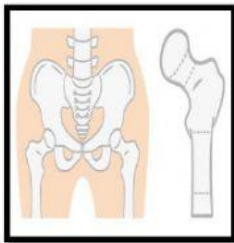
Science Homework

Grade - 5

Name: _____ Section: _____

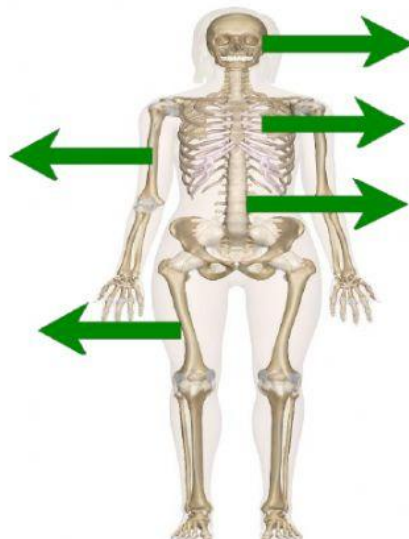
Please, read thoroughly from the Science Textbook on pages 54-55. Then solve the activity with the help of a science textbook.

I. Direction: Drag and drop the images according to the kinds of movable joints below.



<i>Hinge Joint</i>	<i>Ball-and-socket Joint</i>	<i>Pivot Joint</i>	<i>Gliding Joint</i>

II. Directions: Identify the human skeleton and choose the right function.



III. Direction: Fill the blank with the correct answer to complete the statements.

1. A _____ joint is strong but allows only back-and-forth movement.
2. The joint between the first and the second vertebrae of the backbone is a _____ joint.
3. The two pairs of ribs are not attached to the sternum are called _____.
4. Our body consists of several organs. Each organ has something to do.
For example, the _____ absorb oxygen and give out carbon dioxide.
The _____ pumps blood to different parts of the body.
The _____ helps to digest food.
5. The bones at the joints are held together by strong stretchy bands called _____.
6. _____ are the places where two bones are joined together.